

PUBLISHED FOR USE IN THE 2018-2019 COMPETITION SEASON

Information, Procedures, and Rules



December 17, 2018

© United States Twirling Association, Inc.
www.ustwirling.com

Information, Procedures, and Rules

The rules and procedures of the United States Twirling Association, Inc. are initiated by its membership, analyzed within the Department system, and approved by the USTA Board of Directors.

USTA offers several other manuals which may help you to understand USTA's competitive structure:

- Coach and Judge Manuals
- Trials and Pre-Trials and International Cup Handbooks
- Competitive Achievement System Rules
- Sanction Kit

These rules and regulations supersede all others which may be in conflict with this Twenty Fourth Edition (Revised).

All rights reserved. Reproduction in whole or part without the express written permission of the United States Twirling Association, Inc. is prohibited.

Table of Contents

Section 1 – General Information	5
History and Facts	5
Philosophy.....	7
Safety of the Athlete.....	8
Sportsmanship/Code of Ethics.....	9
Consequences of Unsportsmanlike Behavior.....	9
USTA Code of Ethics for Coaches/Judges.....	10
Section 2 – General Competition Rules & Procedures	16
Membership.....	16
For Participation in Individual/Pair/Duet Events.....	16
For Participation in Group Events.....	17
General Sanction Rules.....	17
Name Change Policy.....	17
Sanctioned Events.....	19
Essential Events.....	19
Foundation Events.....	19
Championship Events.....	19
Group Events.....	19
Other Events (the National Collegiate Event).....	19
Music and Timing.....	20
Competition Environment and Conditions.....	20
Special Circumstances.....	21
Re-Competing.....	21
Disqualification.....	22
Use of Official USTA Score Sheets/Critique Sheets.....	23
Scoring Process.....	23
Ties on Local Level.....	23
Tabulation for All Competitions.....	23
Individual & Pair/Duet Events Age Divisions.....	24
Trio, Team, Corps & Artistic Group Events Age Divisions.....	25
USTA Competition Formats (National, Region/State, Local).....	29
National Competition Format and Finals Procedure.....	29
Section 3 – Individual Event Rules	35
Eligibility Rules for Individual Events.....	35
Foundation Events.....	38
Basic Strut.....	38
Parade March.....	39
Military Strut.....	40
Presentation.....	41
Championships Events.....	42
Solo.....	42
Two Baton.....	43
Three Baton.....	44
Strut.....	45
Artistic Twirl.....	47
Duet.....	48
Artistic Twirl Pairs.....	49
Other Events (the Collegiate Twirling Event).....	50
Collegiate Twirling Event.....	50

INFORMATION, PROCEDURES, AND RULES

Section 4 – Group Event Rules	52
Group Events.....	52
General Rules Which Apply to Group Events.....	52
General Rules for Dance Twirl Teams, Twirling Teams and Trios.....	54
Twirling Teams.....	57
Dance Twirl Teams.....	57
Trios.....	58
Show Corps.....	59
Parade Corps.....	62
Show Teams.....	66
Artistic Groups.....	69
Section 5 – Competitive Achievement System	74
Competitive Achievement System Summary.....	74
Major Concepts.....	75
Major Goals.....	75
General Rules and Procedures.....	76
Performance Procedures.....	78
Each Athlete Will Be Evaluated Separately.....	78
Prescribed Salute for all Compulsory Classes.....	78
Movement Technique Concept Summary.....	79
Movement Technique Performance Procedures.....	79
Compulsory Concept Summary.....	80
Section 6 – State & Regional Competition	81
General Rules & Procedures.....	81
Regions.....	82
Eligibility.....	83
State & Regional Competition Format and Finals Procedure.....	84
Judges for State/Regionals.....	84
Scoring at the State/Regional Level Q1-Q25.....	85
Awards for State/Regionals.....	85
Section 7 – National Competition Rules & Procedures	86
Eligibility.....	86
Events.....	87
Number of Judges.....	88
Procedures for the National Competition.....	89
Awards.....	90
Scoring/Tabulation for Individual and Duet Events.....	92
Qualifying Round Rating System (Q1-Q25).....	92
Olympic System of Scoring.....	92
Section 8 – Festival of the Future Events	94
Eligibility.....	94
Events.....	95
Judges.....	96
Procedures for Festival of the Future Competition.....	96
Order of Competition for Each Championship Event.....	96
Awards.....	97
Section 9 – U.S. Trials, Pre-Trials, & U.S. International Cup Selections	98
US Trials for World Competition.....	98
Pre-Trials.....	98
U.S. International Cup Selections.....	98
Section 10 – Contest Sanction Information	99
Classifications of Contests/Meets.....	99
General Sanction Rules/Instructions.....	99

Section**1**

General Information

HISTORY AND FACTS

The United States Twirling Association is dedicated to the development of the sport of baton twirling. It provides Competitors, Coaches, Judges, Parents and Contest personnel with an efficient competition format, twirling activities and educational programs to support these activities.

The USTA was founded in 1958 as the first national twirling organization to be run democratically, and it remains the only twirling organization to elect its Executive Board of Directors through its membership. The seven-member board is elected by the Professional members who are 18 years of age and older, for a term of four years. Five members are elected, one from each sector. There are two members elected at large. Two additional advisory board members may be appointed by the board from time to time to serve as consultants and advisors for various issues and projects. They have no voting privileges and will change as needed. The Executive Board elects the Board officers - President, Vice President, and Secretary/Treasurer. The Executive Board hires the Business Manager and the **Executive Director (ED)** of the USTA, Inc. USTA State and Regional Councils are the support system for the organization on the State and Regional levels. The Executive Board approves council by-laws, and the State/Regional Council members elect Council officers.

The original founders of the USTA are:

Bobbie Mae	Chicago, Illinois
John Kirkendall	Ypsilanti, Michigan
Nick Michalares	Bloomington, Indiana
Fred Miller	Dayton, Ohio
George Walbridge	Pompano Beach, Florida

INFORMATION, PROCEDURES, AND RULES

The first National Convention was held in Chicago in 1957. The USTA sanctions National and Regional Conventions as determined by the Board of Directors. These conventions provide training classes and seminars for coaches and athletes in twirling and related areas such as dance, gymnastics, sports medicine, and sports psychology.

The first National Competition was held in 1958 in Holland, Michigan. The location is rotated geographically to encourage participation by all its members and to help develop twirling throughout the United States. This competition selects the U.S. National Champions in Solo, Two Baton, Three Baton, Strut and **Artistic** Twirl. In addition, champions are selected in **Duet**, **Artistic** Twirl Pairs, and the National Collegiate Event. In 1984 the Festival of the Future, a competition for beginner and intermediate twirlers and teams was added to the National Championships, and the Festival has become a most popular event for the twirling stars of the future.

Since July 2009, the Membership meets annually for a General Assembly meeting at the National Championships. A sufficient notice of thirty (30) days or more of the General Assembly meeting shall be published in writing.

The USTA on even numbered years offers the U.S. Trials Competition to select a team of competitors representing the United States into the World Baton Twirling Championships. The USTA is the official representative of the United States to the World Baton Twirling Federation, which is made up of **31** member countries, which hosts the World Championships (even years) and WBTF International Cup/Grand Prix (odd years) which alternate each summer.

The USTA was responsible for the addition of baton twirling to the Presidential Sports Fitness Program in 1993.

The USTA has developed extensive and comprehensive Professional Training Programs for member athletes, coaches and judges.

Judges are certified and required to update and retest regularly.

Certification for coaches was developed in coordination with the Judges' program.

USTA offers a complete system with logical, progressive skill development for teachers and coaches for training and educating athletes - *The USTA Competitive/Achievement System*.

USTA provides an informational and fun-filled e-magazine, "CATCH IT!" for its members and a website www.ustwirling.com where members may find all current information and order merchandise.

The **USTA** is the leader in the field of sport baton twirling. Not only are all of the above accomplishments **FIRSTS** – but most also represent **ONLYS**, too!

PHILOSOPHY

The United States Twirling Association exists for the development and promotion of the sport of baton twirling.

The foundation basis of all decisions and actions is based on the precept that twirling is a **TRUE SPORT**. The principles and priorities are defined as:

- Fair competitive structure
- Availability of recreational avenues
- Safety of the athlete
- Proper development of the Athlete and Professional through systemized teaching and testing programs based on the logical progression of skills, all of which service every segment of the twirling community.

We are committed to supporting and enforcing the goals and philosophies of the World Baton Twirling Federation.

We are dedicated to the nurturing of the science of baton twirling through research and development.

We recognize and accept the responsibility to initiate and lead through an emphasis on the development of innovative, challenging new programs.

We seek harmonious alliances with other twirling and sport organizations.

The business/administrative sector of the organization is structured to support and provide avenues and opportunities for growth and expansion.

We ascribe to and enforce the concept that high ethical and behavioral standards for athletes and professionals is vital to the proper psychological and social development of the individual, creating a safe and healthful environment in which to participate and which fosters growth, pride and respect.

We thoroughly understand, acknowledge and pledge to provide each athlete with the following unqualified rights:

- Right to participate at a level commensurate with the athlete's maturity and ability
- Right to have ethical and qualified adult leadership
- Right to participate in a safe and healthy environment
- Right to proper preparation and training
- Right to equal opportunity to strive for success and reach her/his own unique potential
- Right to be treated with dignity and respect
- Right to have fun in our sport

We ascribe to the concept that setting and maintaining high standards of achievement is necessary in order to sustain the environment that supports, aids, guides and fosters excellence and creativity.

SAFETY OF THE ATHLETE

The safety of the athlete is paramount! The United States Twirling Association wants to ensure the prevention of injury to the athlete in all situations including the following:

- Due to the floor surface or to any other potentially hazardous conditions of the competition area and practice areas.
- Due to improper or inadequate training
- Due to any other reason, internal or external that is preventable by proper training, practicing, and appropriate supervision.

The United States Twirling Association acclaims that the safety of the athlete goes beyond proper training of movement in the gymnastic mode. It also includes all dance moves and other physical actions, as well as appropriate mental discipline.

Coaches, Judges, Athletes, Parents and Contest Personnel must recognize that there are risks inherent in every physical sport. The instrument of our sport, the baton, is potentially dangerous for the athlete, the coach, the parents and the spectators. The key is responsible education and rule enforcement by coaches, athletes, contest directors, judges, and parents.

It is the **COACH'S RESPONSIBILITY** to:

- Determine his/her own proficiency in coaching all potentially hazardous moves. The coach must be educated in moves for age and ability of the athlete. The coach must not teach demanding moves beyond his/her own training in each area.
- Not include movements of any type in an athlete's program that are beyond the conditioning, coordination, motor skills, physical abilities and mental capabilities of that athlete.
- Alter an athlete's program or withdraw athlete from competition if the competition conditions or health reasons so dictate to insure the safety of the athlete.
- Educate the parents/guardians as to their responsibilities.
- Educate the athlete to his/her responsibilities to insure his/her own safety.
- CONTINUALLY update his/her own education.
- Recognize that if the athlete is in pain, the coach must inform the guardian, seek medical attention when necessary, and if necessary, cease any and all activity associated directly or indirectly with the pain.

It is the **PARENT'S/LEGAL GUARDIAN'S RESPONSIBILITY** to:

- Inform themselves of potentially hazardous moves, the prevention of injury, the guardian's supervision responsibilities, and the conditions in which an athlete can safely practice, train and perform.
- Inform themselves of equal development of athlete in strength and flexibility, training, physical and mental stamina, proper technique for each move, appropriate moves for age and ability of athlete.
- Inform themselves of proper duration and frequency of practice on potentially hazardous moves.
- Recognize that if the athlete is in pain, the guardian must inform the coach, seek medical attention when necessary, and if necessary, cease any and all activity associated directly or indirectly with the pain.

INFORMATION, PROCEDURES, AND RULES

- Ultimately make the final decision regarding the mental/physical condition of the athlete to participate.
- Inspect the conditions of the competition, practice and adjacent areas prior to permitting their child/athlete to enter such areas and if not satisfied with the safety of the conditions presented, to a) suggest that the coach alter the child's/athlete's program if the conditions so dictate; b) insure that the child's/athlete's footwear is suitable for the conditions; and c) in the absence of no other alternative, prevent the child/athlete from being present where such objectionable conditions exist.
- Supervise the activities of the child/athlete in order to protect the safety of the child/athlete and the safety of others.
- In the event of injury to the child/athlete, assume all risk and liability for such injury. If the athlete is over 18 years of age, it is the duty of the athlete to assume all risk and liability for such injury.
- If the parent is unwilling to accept any of these duties, the parent shall not permit the child to be entered into competition.

It is the ATHLETE'S RESPONSIBILITY to:

- Practice properly and train and condition as instructed by the coach.
- Communicate with coach and guardians if he/she is injured or in pain and to inform coach/guardian of the decision to alter program or withdraw from participation.
- Inform coach and guardian of his/her decision to alter his/her program or withdraw from participation when practice or competitive conditions are inappropriate for elements in his/her program.

It is the RESPONSIBILITY OF THE USTA ORGANIZATION to:

- Provide education regarding safety through educational programs and publications. Said education must be directed to all parties.
- Provide on-going safety information to all parties.

SPORTSMANSHIP/CODE OF ETHICS

USTA's primary goals are the development and promotion of good sportsmanship during competition.

Consequences of Unsportsmanlike Behavior

Demonstrations of unsportsmanlike conduct and/or unethical behavior will not be tolerated at USTA sanctioned competitions. All penalties will be in proportion to the behavioral display. Individual contestants, group competitors and spectators causing problems and disturbances will receive the following treatment.

LOCAL – Local Contest Director can suspend any person from their contest or contests.

STATE – State problems will be handled by the Council or the State Contest Director with the Council's approval. Inappropriate behavior can result in:

- Disqualification from future State Competitions. Time proportional to behavior
- Retraction of State placement and awards

INFORMATION, PROCEDURES, AND RULES

- Recommendations for action to the USTA National Board of Directors if said behavior cannot be handled by the Council, Contest Director or designated authority.

REGIONAL – Regional problems will be handled by the Council or Regional Director. See *STATE*.

NATIONAL – The USTA Board of Directors will rule on any behavioral disturbance not handled by the Judges' Liaison or National Competition Director.

USTA CODE OF ETHICS FOR COACHES/JUDGES

Purpose: to promote high standards of professional conduct.

This code is broad in scope and general in application. These prescribed rules of conduct generally apply to professional relationships and problems rather than to personal morality or the individual's non-professional pursuits.

Compliance is essentially voluntary. The Coaches and Judges Department Directors are charged with the specific responsibility to investigate and pass judgment upon cases of alleged violation of this code. It should be noted, however, that the **Executive Director** and USTA Board of Directors are engaged in serious matters that cannot be resolved by these Directors. The USTA Coaches' and Judges' Departments support the USTA Board of Directors and encourage compliance.

General Axioms of Professional Conduct

The Coach's/Judge's conduct should be such as will:

- keep him/her physically and mentally fit
- be a worthy example for students, contestants, and parents
- bring no reproach upon himself
- bring no reproach upon the coaching or judging profession or USTA
- contribute harmony and mutual advantage in all professional relationships.

1) Conduct Standards Pertaining to Coach/Judge – Athlete Relationships

Character building is a direct result of all teaching and judgments; therefore, it is a primary responsibility of the USTA Coach/Judge. The USTA Professional works with children at an impressionable age, when example is stronger than precept. A Coach/Judge's efficiency, determined in part by his influence on athletes, depends not only on his coaching/judging skills, but also on his conduct and reputation outside the coaching situation.

A) Welfare of The Athlete – The Coach/Judge's Paramount Concern

All interactions, whether written, verbal or demonstrative, should be protective of the athlete's self-esteem

B) Respect for The Individuality Of Each Athlete

INFORMATION, PROCEDURES, AND RULES

The injunction to respect individual differences and to deal with each athlete according to his own performance and behavior is a matter of both ethics and methodology. It is a positive challenge to the Coach/Judge to relate to each child's individual performance when the task involves a mass of students/contestants in a single day of coaching/judging.

C) Objectivity

Neither by word, deed or attitude should the Coach/Judge impair the right of a child to fair and impartial treatment. There should be no trace of prejudice or preference because of style, background, previous accomplishments (or lack thereof), region or associations. Each and every athlete must be taught/judged open-mindedly with consideration to the new, the old and the unusual in material, technique and styling.

D) Courtesy

The very nature of the Coach-Student or Judge-Athlete relationship and the nervous strain of coaching/judging and performing or competing are open invitations to petty tyranny and irritability. Therefore, a Coach/Judge is encouraged to show students/athletes the same courtesy expected of them.

E) Confidentiality

The Coach/Judge is obligated to hold inviolate all confidential information s/he has about a student/athlete, including those athletes who are current or former students.

F) Qualifying to Judge an Athlete

In ALL cases it shall be the responsibility and right of the Judge and his alone, to disqualify himself from judging a particular competitor. Such disqualification must take place prior to the start of the division in question and preferably prior to the beginning of the day's competition.

Reasons to Disqualify:

- Athlete is a relative or current or former student; there must be a waiting period of six months to one year following the termination of the coach-student relationship.
- Emotional bond with athlete or with close relative of athlete
- Former commitment to an athlete so strong that the Judge is unable to sever
- Conflict situation Judge is unable to resolve or forget
- Anything positive or negative that will to any degree distract the Judge from producing an unbiased placement for that athlete.

NOTE: An athlete is a Judge's student by nature of his/her membership in the Judge's team and/or corps. Judges may judge those contestants who have been camp/clinic students only.

It is unethical to refuse to judge a division that appears difficult to decide placement or a division that includes athletes that you think dislike your decisions, or whom you fear their reaction or their parents' reaction to your decision.

INFORMATION, PROCEDURES, AND RULES

2) Conduct standards pertaining to relationships with associates

A) Solicitation of Students

The USTA Coach will never knowingly solicit the students of another coach, either by word or action.

B) Protocol for Changing Coaches

When a student/parent from another coach indicates interest in a change of coach, and a lesson is scheduled, it is the responsibility of both the parent and the new coach to notify the former coach, prior to the actual lesson. It is the responsibility of the new coach to inform the parent that s/he must contact former coach and terminate the coach-student agreement prior to the lesson. This is a professional courtesy.

C) Sharing the Coaching Role

In the case of two or more coaches for one athlete, it is advised that the coaches and parent interface on the roles of each. Mutual benefit, clarity and consistency for the athlete will then be maintained.

D) Policies

There are opportunities for Coaches/Judges to participate in the formulation of rules and in the evaluation and revision of them through the USTA Coaches' and Judges' Departments.

E) Mutual Helpfulness

The sharing of advice, counsel and idea exchange on methodology is to the mutual benefit of all parties and to the profession; exchange of information is obligatory.

F) Merit

The USTA Coach/Judge recognizes and appreciates the accomplishments of her/his professional peers.

Sincere respect generates positive relationships. Jealousy, selfishness, fraud, deception and false claims for advancement interfere with positive interaction and are detrimental to the promotion of the profession as well as the professional involved.

G) Non-Interference

Intrusion by comment or action with the coaching/judging duties of a contracted coach/judge by another coach/judge is a distinct infraction of professional etiquette.

H) Confidentiality

Confidential correspondence or conversations, professional evaluation, personnel records and all other confidential facts should be held inviolate by all Coaches/Judges.

INFORMATION, PROCEDURES, AND RULES

I) Professional Conflict Management

Successful professional interaction dictates mutual respect throughout conflict or disagreement. Professional dignity, good name, influence, and honor of all should be maintained. Any attempt to resolve professional differences must occur at appropriate time and place.

J) Complaint Procedure

When a situation occurs in which a Coach disagrees with the methodology or conduct of another Coach, these recommendations should be engaged:

- Approach the person directly with whom you disagree. Discuss in a private environment. Be open-minded, a good listener and be specific in what you question. Do not prolong a discussion that is dead-ended. Always try to conclude the discussion amicably, even if the problem is unresolved.
- When a serious ethical question remains unresolved after discussion, contact the **current respective Department Directors, Executive Director** and the USTA Board of Directors President. Complaint should be written concisely and with all pertinent information included.

3) Conduct Standards Pertaining to Public Relations

A) Cooperative Relations with Parents

The professionally-minded Coach/Judge will seek to exercise patience and sincere courtesy in parent-coach/judge conferences. The Coach/Judge will promote understanding and full cooperation between the coaching profession and parents. The Coach/Judge will provide insight and knowledge of coaching/judging methods, terminology or philosophy that will assist in greater understanding and goodwill.

B) Constructive, Not Destructive

It is the obligation of the Coach/Judge to provide warranted constructive criticism of the profession that will lead to solutions.

C) Professional Image

The Coach/Judge must set an example of professionalism.

4) Conduct standards in securing/terminating employment

A) Channels

It is permissible for a Coach/Judge to send a written resume and availability to State Councils or potential employers or contest directors to secure coaching/judging positions.

B) Contracts

INFORMATION, PROCEDURES, AND RULES

Written or verbal contracts require immediate response from the contracted Coach/Judge. Reply must accurately reflect the Coach's/Judge's availability and willingness to teach/judge the contracted event. Any and all contractual changes, without the express written approval of the Coach/Judge, null and voids the agreement. Contract must state date(s), day(s), location, fee, overtime fee or flat fee, transportation, lodging, meal arrangements and any unusual or additional agreement requirements. Contract must be signed by both parties.

C) Wage by Merit

Pay should be on the basis of professional merit and/or scheduled fees.

D) Contract Release

Just as it is considered unethical for a Contest Director to offer a judging position and then retract the offer, so it is unethical for a Coach/Judge to fail to fulfill a contractual agreement, except due to a serious and exceptional emergency. Emergency situations requiring release from a contract warrant due notice and immediate notification of Employer and if so instructed by the Employer, adequate substitute replacement. Additional financial burdens should not be borne by Employer due to Coach's/Judge's cancellation. Contractually stated fines for failure to fulfill should be paid immediately.

E) Coaching During Contractual Hire for Judging

The Coach will not engage in coaching activities during the contractual time of a competition at which a Coach/Judge has been hired to judge without the express permission of the contractor. This includes time that is covered as a result of making the trip to judge.

5) Standards of conduct in relation to the profession

A) Pride in the profession

The Coach/Judge should have sufficient pride in his profession so that he will not apologize for it, speak disparagingly of it or fail to prepare adequately for his professional duties. The Coach/Judge should support and assist in raising the standards for entrance into the profession.

B) Pride in Association Affiliation

Professional integrity hinges upon affiliation with the United States Twirling Association, Inc. and its subsidiary organizations and endeavors. Loyalty to the Association is imperative.

C) Self-Improvement

It is the responsibility of each and every Coach/Judge to remain alert to all forms of professional progress. Growth is essential. Reasonable participation is required in professional reading, related activities, commission contribution, travel, conferences, workshops and seminars.

D) Professional Improvement

INFORMATION, PROCEDURES, AND RULES

Membership, promotion and active participation in baton twirling organizations, local, state and national, are rightly expected of every professional Coach/Judge.

E) Professional Status

The Coach/Judge should actively work for such economic and social conditions as will permit Coaches to render the best possible service. Adequate salaries, due respect and reasonable working conditions are essential for an effective teaching/learning experience.

F) Decision Making

It is the primary responsibility of the USTA Judge to render an honest, knowledgeable, unbiased decision, based on the competition day performance.

G) Commitment to Decision

- The Judge should not have to defend his/her decisions.
- The Judge should always be able to justify the reasons behind his/her decisions.
- The Judge must accept full responsibility for his/her decisions.

Failure to adhere to the USTA professional code of ethics could be just cause to forfeit professional membership or certification.

General Competition Rules & Procedures

Local, State, Regional and National competitions must follow the competition rules unless so noted. The USTA sanctions contests within the United States.

MEMBERSHIP

To compete in a USTA competition an athlete or group must be a member of the United States Twirling Association. The rule applies to ALL athletes/groups competing in any event, sanctioned or unsanctioned (including rating events). Membership dues must be current and may be: 1) submitted in advance of the competition to the USTA Membership Department by mail 2) submitted in advance of the competition to the USTA via our online membership service at www.ustwirling.com 3) A "Non-Member" fee must be collected by a competition director from any athlete who does not possess a current membership (local, State and Regional contest only). A "Non-Member" fee may not be used for National competition.

All other membership classifications must be paid to the USTA Member Services Department. USTA membership dues expire on **September 1st** of each year no matter when you apply.

FOR PARTICIPATION IN INDIVIDUAL/PAIR/DUET EVENTS

To satisfy the membership requirement for participation in an individual, pair, and/or **duet** event, an athlete may hold one of the following memberships:

- Athlete Membership
- Family Membership
- Professional Membership
- Organization Membership (this membership type may ONLY enter Group and Foundation Events)

If a participant does not hold one of these membership types, they must pay a "Non-Member Fee" (local, State & Regional contests only)

Every competitor in an individual/pair/duet event at the National competition or any competition held in conjunction with the National competition must have an individual membership in his/her name. The **Non-Member fee** will **not** satisfy the membership requirement at the National competition. An organization athlete membership will allow those athletes to enter Foundation Events.

FOR PARTICIPATION IN GROUP EVENTS

A trio, team, corps or artistic group may satisfy the membership requirement for participation in a group event in one of the following ways.

- Each individual in the trio/team/corps may have a membership in his/her name or pay the **Non-Member fee**. The **Non-Member fee** will not satisfy the membership requirement for the National competition or at a competition held in conjunction with the National competition.
- An organization may have an organization membership. This is an umbrella membership that satisfies the membership requirement for all groups, which are a part of that organization. A complete roster of the organization, including birth dates, addresses, etc. must accompany a request for organization membership.
- An individual/pair athlete may not use a group or organization membership to satisfy the membership requirement for participation in an individual event, except for foundation events. This membership type may enter Foundation Events **ONLY** in addition to any Team/Group events. Implemented effective 9/1/08.

NAME CHANGE POLICY

Anyone requiring a name change must send the related document showing the legal name change (along with their CAS Book if involved in the CAS/Trials/Pre-Trials programs) to the **Executive Director** or, if the **Executive Director** position is vacant, the President, who will place a name change label on the CAS Book and sign and date the label as official proof of USTA name change. This process will ensure all related USTA files are updated accordingly.

GENERAL SANCTION RULES

1. Written USTA Contest Sanction Form must be submitted and approved by the USTA. The USTA Contest Director, as stated and approved on the sanction form, is the official representative of the United States Twirling Association and as such, is responsible to the USTA for the accurate enforcement of all USTA rules, regulation, and philosophy. USTA sanctioned contests will use the current official USTA music, USTA score sheets, and USTA certified judges who are membership and seminar current.
2. Sanctioned events of the State, Regional and National competitions will be used at all local USTA competitions. USTA may grant waivers for exceptions.

INFORMATION, PROCEDURES, AND RULES

3. Non-sanctioned events may be held at USTA sanctioned contests; however, these events must be clearly designated as non-sanctioned on the contest brochure. Rules and procedures for non-sanctioned events are at the discretion of the local Contest Director. The USTA music may be used for non-sanctioned events at a sanctioned contest; the USTA critique/score sheets may **not** be used for non-sanctioned events.
4. The USTA does **NOT** sanction all-trophy contests.
5. Classifications (proficiency levels) must be on the brochure.
6. The USTA does not recognize fire baton contests and will not assume responsibility for such.
7. Any person applying for a USTA contest sanction who is not a USTA certified judge must have a USTA certified judge co-sign the sanction application.
8. Admission may be charged at a contest. The amount charged will be determined by the contest director or sponsoring organization. Contestants will **NOT** be charged admission.
9. In the event that a contest is postponed due to weather conditions, no entry will be returned to contestants. Contest will be rescheduled with the approval of USTA.
10. The contest director will pay a surcharge per athlete/group at each contest to USTA Member Services. The surcharge will be used for liability insurance coverage. The surcharge may be included in the contestant's entry fee or levied as an additional fee to be paid by each athlete. Contest Director will send a copy of the Set System/Program along with the total fee. The surcharge fee for the local competition is 50¢ per athlete/group. The surcharge for State and Regional competitions is \$1.00 per individual, \$2.50 per team, and \$5.00 per corps.
11. Unauthorized use by individual, groups or councils of the official USTA contest music or of the official USTA score sheets, use of non-USTA licensed Judges on sanctioned events, non-adherence to USTA rules and regulations or false claim of an official USTA contest sanction, or failure to secure appropriate waiver(s), or unlawful use of registered USTA logos will result in one or more of the following:
 - a. Upon review by the USTA Board of Directors and/or **Executive Director**, future contest sanction(s) may be denied for a prescribed time. USTA will assume the continued USTA offerings of these programs.
 - b. Sanctions for other USTA events, such as USTA Coach or Judge certification workshops, may be denied for a prescribed time.
 - c. Continued unauthorized use of USTA sanctions, titles, music, score sheets, logos, waivers will result in litigation against said individual, group, or Council.

SANCTIONED EVENTS

The USTA sanctioned events are:

Essential Events

- Compulsories
- Movement Technique
- Short Program (Elite)

Foundation Events

- Basic – novice, beginner, intermediate, advanced
- Military – novice, beginner, intermediate, advanced
- Presentation – novice, beginner, intermediate, advanced
- Parade March – novice, beginner, intermediate, advanced

Championship Events

- Solo (novice, beginner, intermediate, advanced)
- Two Baton (novice, beginner, intermediate, advanced)
- Three Baton (novice, beginner, intermediate [optional], advanced)
- Strut (novice, beginner, intermediate, advanced)
- **Artistic** Twirl (novice, beginner, intermediate, advanced)
- **Duet** (novice, beginner, intermediate [optional], advanced)
- **Artistic** Twirl Pairs (novice, beginner, intermediate [optional], advanced)

Group Events

- Twirl Teams (beginner, intermediate [optional], advanced)
- Dance Twirl Teams (beginner, intermediate [optional], advanced)
- Trios (Beginner, Intermediate, [optional], Advanced)
- Parade Corps (A Class, Open Class)
- Show Corps (A Class, Open Class)
- Show Teams (A Class, Open Class)
- Artistic Group (One level; subject to WBTF International Cup “B Level” Restrictions)

Other Events

- National Collegiate Event (one level), nationals only (optional for local, State, Regional).

All sanctioned events must be offered at USTA contests unless a waiver is submitted to USTA and approved in writing. Waivers are good only for the date requested and must be resubmitted each time a waiver is requested.

MUSIC AND TIMING

1. The National Anthem of the United States will be played at the beginning of every USTA contest. If entries from foreign countries warrant, those countries' National Anthem(s) may be played following the "Star Spangled Banner".
2. All USTA sanctioned contests must use the official USTA contest music and the current official USTA **Artistic** Twirl music.
3. Non-sanctioned events at a USTA contest may use the official USTA contest music.
4. The musical selections for all contests shall be as follows:

Official USTA 1:29 minute selection adopted from WBTF will be used for:

- Novice, Beginner and Intermediate Solo
- All Two and Three Baton
- Novice, Beginner and Intermediate **Duet**

Official USTA strut selection (1:10 min) will be used for

- All strut

Official USTA 1:44 minute selection adopted from WBTF will be used for:

- Advanced Solo
- Advanced **Duet**

Official USTA Artistic Twirl selection adopted from WBTF will be used for all **Artistic Twirl and Artistic Twirl Pairs**

5. Timing for all individual events and the Pairs event will begin on the first note of the music and end on the last note of music. The length of the musical selection will determine timing.
6. ALL music can be downloaded by USTA members on the USTA website under members only/documents.

COMPETITION ENVIRONMENT AND CONDITIONS

1. SMOKING IS PROHIBITED in the competition and practice areas at ALL USTA competitions.
2. Spectators and non-performing athletes are to stay clear of the competition floor while music is being played.
3. Judges' tables must be clear of spectators and athletes at ALL times.

INFORMATION, PROCEDURES, AND RULES

4. USTA permits anyone to film, videotape or photograph at any contest as long as it is NOT flash or any other lighting and NOT on the competition floor. Contest Director may make special exception for the media.
5. Three warm-up selections will be played for each event at ALL USTA competitions. Only the athletes in that event will warm up at that time. If a practice area is available or for twirl offs, three warm-up selections are not required, but are recommended for the athlete's benefit.
6. Athletes are to be given a minimum of 3 sets (six minutes) between performances on ALL championship events at all levels of competition (Local, State, Regional, and National). If the athlete signals that s/he is ready to perform before that elapsed time, s/he may do so. It must be the athlete's decision.
7. All participating athletes must have a minimum of 12 feet of space between them and the athlete on either side.
8. Athletes competing in tie breaking or championship twirl-offs will perform individually. Athletes will NOT be required to perform with all athletes on the floor simultaneously for twirl-offs.

SPECIAL CIRCUMSTANCES

1. Upon proper documentation to USTA, handicapped contestants will be allowed appropriate aid during competition.
2. If requested, the contest will run a special lane for handicapped athletes. It will be judged on a rating system. There will be no entry fees and all athletes will receive a Certificate of Achievement and a critique sheet. This does not exclude these athletes from competing in the regular competition if so desired. The USTA 1:29 minute solo selection is to be used.

RE-COMPETING

1. A competitor will be allowed to re-perform without penalty if her/his baton breaks during a competition performance.
2. A competitor will be allowed to re-perform if a baton ball or tip is lost during a competition performance. No penalty.
3. INTERFERENCE: If two performing athletes have contact to the extent that it disrupts either performance, or if outside interference should occur, the officiating Judges are required to decide if these athletes will re-perform.
4. If an athlete is unable to complete a performance because of obstructions or any other unusual circumstance, that athlete will be allowed to re-compete at the discretion of the Contest Director. Officiating Judge will be consulted.

DISQUALIFICATION

This applies to all USTA competitions. Disqualification will result for any and all infractions of the following rules:

1. NO water, rosin or powder or wax is to be used in the competition area.
2. Athletes must perform on assigned set number; performing on the wrong set number OR missing assigned set number will result in disqualification.
3. Unsportsmanlike conduct will result in disqualification; see Section on "Sportsmanship"
4. See Disqualification Rules for Groups in Group section

NOTE: *Obstruction will not be reason for disqualification.*

USE OF OFFICIAL USTA SCORE SHEETS/CRITIQUE SHEETS

1. Pens only are to be used on score/critique sheets.
2. USTA score sheets may NOT be used for non-sanctioned events.
3. Critique sheets will be used for all levels of championship events at local competitions. Scores in these events will be flashed.
4. Critique sheets are not used for the National competition and are optional at State and Regional competitions.
5. Only USTA Contest Directors, authorized by current contest sanction approval, may reproduce USTA score sheets and critique sheets.

SCORING PROCESS

1. The scoring process for all Championship Events is by flashcard on a 10-point scale utilizing hundredths (Olympic Scoring System). The judge assigns a numerical score to each athlete's performance immediately after it occurs and flashes said score.
2. Scoring is based on athlete's proficiency. The subjective scoring process for Championship Events is as follows:

Technical Analysis, Composition Analysis, Performance Analysis, Estimated Demand Range, Final Analysis/Score. *(For further information regarding the Subjective Judging Process, see Appendix A)*

TIES ON LOCAL LEVEL

1. Ties for first place must be broken by re-competing using the same Judge.
2. Ties below first place will remain tied and one placement will be skipped. EX: a second place tie, the next place is fourth.

TABULATION FOR ALL COMPETITIONS

1. A list of winners must be presented to the Judge for confirmation and initials BEFORE any official announcement of winners can be made.
2. Any error in Tabulation found and reported to the Contest Director within 24 hours will be officially corrected and the contestant placed in his/her proper place. If the said error is not reported within 24 hours, the contest results will stand as announced.
3. A first place award must be given in all USTA sanctioned events regardless of number of entries.

INDIVIDUAL & PAIR/**DUET** EVENTS AGE DIVISIONS

Individual Events

Events which may be run with single or combined age groups:

- **Women's Solo, Two Baton, Strut, and Artistic Twirl, single age groups:**
0-6, 7, 8, 9, 10, 11, 12, 13, 14, 15, 16, 17, 18, 19, 20, 21, 22+
- **Women's' Solo, Two Baton, Strut, and Artistic Twirl combined age groups:**
Primary (0-9); Juvenile (10-13); Junior (14-17); Senior (18-21); Adult (22+)

Events with combined age groups only:

- **Men's Solo combined age groups:**
Primary (0-9); Juvenile (10-13); Junior (14-17); Senior (18-21); Adult (22+)
- **Three Baton combined age groups:**
Juvenile (10-13); Junior (14-17); Senior (18-21); Adult (22+)

DUET EVENT:

Age Divisions:

- Primary (combined ages 0-18)
- Juvenile (combined ages 19-26)
- Junior (combined ages 27-34)
- Senior (combined ages 35+)

ARTISTIC TWIRL PAIRS EVENT:

Age Divisions:

- Primary (combined ages 0-18)
- Juvenile (combined ages 19-26)
- Junior (combined ages 27-34)
- Senior (combined ages 35+)

TRIO, TEAM, CORPS & ARTISTIC GROUP EVENTS AGE DIVISIONS

Twirl Teams, Dance Twirl Teams & Trios

- Tiny Tot – all members MUST be age 7 or under (This age division is offered in Dance Twirl Teams only and is optional at the local, state and regional level. Tiny Tot is NOT offered in Twirl Teams or Trios).
- Primary – average age of 9.99 or under
- Juvenile – average age of 10.0-13.99; a group with an average age of less than 10.0 may choose to compete in the Juvenile division rather than the Primary division if at least one member is 10-13 years old.
- Junior – average age of 14.0-17.99; a group with an average age of less than 14.0 may choose to compete in the Junior division rather than the Primary or Juvenile division if at least one member is 14-17 years old.
- Senior – average age of 18.0 or over; a group with an average age of less than 18.0 may choose to compete in the Senior division rather than the Primary, Juvenile, or Junior divisions if at least one member is 18 years or older.

Refer to #1 under General Rules which apply to groups for procedure to establish average age. (Section 4 –page1)

Dance Twirl, Twirling Teams and Trios may only compete in one age category per event unless there is a 25% or more change in team personnel and one or more members is of the next age division.

Example: A team is qualified to enter the primary division. That team may not also enter the juvenile division unless 25% or more of the personnel changes and

1) the average age becomes 10.0-13.99 or

2) at least one member is of juvenile age.

Guidelines and examples of acceptable use of the 25% personnel change rule:

Team A: 8 person team x 25% = 2, so 2 members on this team cannot be on Team B

Team B: 6 person team x 25% = 1.5, so 2 members on this team cannot be on Team A

Team A: 6 person team x 25% = 1.5, so 2 members on this team cannot be on Team B

Team B: 4 person team x 25% = 1, so 1 member on this team cannot be on Team A

Example that is NOT acceptable use of the 25% personnel change rule:

Team A has 4 members and Team B has 6 members (of which all 4 are also on Team A).

Adding 2 new members to Team B does not constitute an acceptable 25% personnel change as Team A (4 member team) must have at least 1 member (25%) that is not on Team B (6 member team) and Team B (6 member team) must have at least 2 members (25%) that is not on Team A.

This rule is applicable for team changing age classifications from Primary/Juvenile/Junior/ Senior and does not restrict changing classification from small to large.

SHOW CORPS

Determining the Age Division:

The process of establishing a corps' age division will be determined by the average age of the twirling members. Each group will have the option of competing in an older age division than its average age if there is at least one twirling member whose age is within that higher age division.

When the average age has a decimal digit, drop the decimal and use only the number as the average age. Example: 14.9 = 14.0

Age Divisions:

- **Junior Corps** – average age of twirling members is 0-17.99.
- **Senior Corps** – average age of twirling members is 18.0+.

Auxiliary members' ages (all non-twirling members) – No age requirement. Ages of auxiliary members are not figured in the average age. Auxiliary members must hold USTA membership.

Those parents/coaches that assist with setting up the background scenery, props, costume changes, etc and do not perform as part of the Show Corps are not considered auxiliary members and therefore do not require USTA membership.

In order to compete in more than one age division or class, a corps must change at least 25% of its twirling members. See guidelines/examples above under Teams/Trios, section 2 page 9-10.

PARADE CORPS

Determining the Age Division:

The process of establishing a corps' age division will be determined by the average age of the twirling members. Each group will have the option of competing in an older age division than its average age if there is at least one twirling member whose age is within that higher age division.

When the average age has a decimal digit, drop the decimal and use only the number as the average age. Example: 14.9 = 14.0

Age Divisions:

- Junior Corps – average age of twirling members is 0-17.99.
- Senior Corps – average age of twirling members is 18.0+.

Auxiliary members' ages (all non-twirling members) – No age requirement. Ages of auxiliary members are not figured in the average age. Auxiliary members must hold USTA membership.

In order to compete in more than one age division or class, a corps must change at least 25% of its twirling members. See guidelines/examples above under Teams/Trios, section 2 page 9-10.

SHOW TEAMS

Determining the Age Division:

The process of establishing a show team age division will be determined by the average age of the twirling members. Each group will have the option of competing in an older age division than its average age if there is at least one twirling member whose age is within that higher age division.

When the average age has a decimal digit, drop the decimal and use only the number as the average age. Example: 14.9 = 14.0

Age Divisions:

- **Primary Show Team** – average age of twirling members is 9.99 or under.
- **Juvenile Show Team** – average age of twirling members is 10.0 -13.99.
- **Junior Show Team** – average age of twirling members is 14.0 -17.99.
- **Senior Show Team** – average age of twirling members is 18.0+.

Auxiliary members' ages (all non-twirling members) – No age requirement. Ages of auxiliary members are not figured in the average age. Auxiliary members must hold USTA membership.

INFORMATION, PROCEDURES, AND RULES

Those parents/coaches that assist with setting up the background scenery, props, costume changes, etc and do not perform as part of the Show Team are not considered auxiliary members and therefore do not require USTA membership.

In order to compete in more than one age division or class, a show team must change at least 25% of its twirling members. See guidelines/examples above under Teams/Trios, section 2 page 9-10.

Determining the Size of your Show Team:

Auxiliary members' (all non-twirling members) are not figured in the twirling member count that determines the size of the Show Team. Auxiliary members must however hold USTA membership.

ARTISTIC GROUPS

Age Divisions:

Members of artistic groups must be 12 years or older.

Artistic Group Size:

Artistic groups must have ten or more members.

USTA Competition Formats

NATIONAL COMPETITION FORMAT AND FINALS PROCEDURE

Qualifying Rounds

1. **Qualifying Round # 1** - Age groups (Single/Combined Ages – *refer to Section 2 page 8 for the definition of combined age*) with more than 40 competitors entered will begin competition at Qualifying Round #1.
 - a. All competitors will appear for Qualifying Round #1.
 - b. In case of no shows, lane will run empty.
 - c. Contestants will not perform ahead of assigned set number.
 - d. The top 30 competitors will advance to Round #2.

2. **Qualifying Round # 2** - Age groups (Single/Combined Ages) with 21-40 competitors entered will begin competition at Qualifying Round #2, following the same procedures as Round #1.

The top 15 competitors will advance to Round #3.

3. **Qualifying Round # 3** – Age groups (Single/Combined Ages) with 15-20 competitors entered will begin competition at Qualifying Round #3, following the same procedure as Round #2.

The top 7 competitors will advance to the Preliminary Round.

4. **No Qualifying Rounds:**

Age groups (Single/ Combined Ages) with **14 or less competitors entered** will begin at the Preliminary Round or Semi-Finals Round (if applicable) with no qualifying round.

5. All Qualifying Rounds are judged on the Qualifying Round Rating System (Q1 – Q25). *See Proficiency Scale in Appendix A.*
6. Ratings are flashed to the athlete and audience immediately following the performance.
7. Procedures regarding **TIES**: in **ALL** Qualifying Round competition, **ALL TIES** for last qualifying position will advance to the next round.
 - a. In the Qualifying Round # 3 those athletes who tie for seventh place will move to the Preliminary or Semi-Final Round (in 22+ categories); however, during this Preliminary or Semi-Final Round **ONLY 7 CONTESTANTS WILL BE PLACED**. Athletes who tie for 7th place this time will re-compete to break the tie, utilizing one or three judges and the Olympic Scoring System.

- b. At the single age preliminary and combined age semi-final round level of competition ties for 1st and 2nd will be broken following the procedure above.
8. Two judges are used for all qualifying round competition.

Preliminary Round

- **After the qualifying round procedure**, competition begins with Single Age Preliminaries in Women's Solo, Two Baton, Strut, and **Artistic** Twirl. 0-6, 7, 8, 9, 10, 11, 12, 13, 14, 15, 16, 17, 18, 19, 20, 21. (The 22+ combined age begins at the semi-final round (see below).

7 places are awarded: 1st Place-National Championship Cup; 2-7 Places-National Championship Medal; 8th-15th Places-consolation medal; 16th & higher-participation ribbon

Semi-Final Round

- **After the qualifying round procedure**, competition begins with a combined age Semi-Final Round in the following events:

Women's Solo (Adult 22+), Two Baton (Adult 22+), Strut (Adult 22+), and **Artistic** Twirl (Adult 22+); Men's Solo (Primary 0-9, Juvenile 10-13, Junior 14-17, Senior 18-21, Adult 22+); Three Baton (Juvenile 10-13, Junior 14-17, Senior 18-21, Adult 22+);

Duet and **Artistic** Twirl Pairs (Primary 0-18, Juvenile 19- 26, Junior 27-34, Senior 35+);

7 places are awarded: 1st Place-National Championship Cup; 2-7 Places-National Championship Medallion; 8th-15th Places-consolation medal; 16th & higher-participation ribbon

- Following the Single Age Group Preliminary Round in Women's Solo, Two Baton, Strut, and **Artistic** Twirl, the top two Single Age Group Preliminary winners will advance to the next round of competition. This round of competition will be a combined age Semi-Final Round. It will occur following the preliminary round of competition.

8 places are awarded: 1st Place National Championship Cup; 2nd-8th place National Championship Medallion.

- **Duet** and **Artistic** Twirl Pairs finish competition with the Semi-Final Round. There is not an overall Grand Champion title awarded in these events.

Final Round

- The Finals will consist of the following:
For Women's Solo, Men's Solo, Two Baton, Three Baton, Strut, and **Artistic** Twirl Solo:
The 1st and 2nd place winners in the Junior, Senior and Adult Combined Age Semi-Final rounds (maximum of 6 competitors only) will compete for one Overall Grand Champion title in each event.

NOTE:

Primary athletes (0-9) and Juvenile athletes (10-13) will finish competition with the semi-final round. They do not advance to the Final Round to select the overall Grand Champion title in each event.

The events of **Duet** and **Artistic** Twirl Pairs finish competition with the semi-final round. There is not an overall Grand Champion title awarded in these events.

The National Collegiate Event will have one round only.

STATE & REGIONAL COMPETITION FORMAT AND FINALS PROCEDURE

States and Regions may:

- 1) Follow the National Competition Format or
- 2) Start all events at Combined Age Semi-Final Rounds or
- 3) Use a combination of some events starting at single age groups and others starting with combined age groups, depending on the number of entries to warrant. For example a State or Region could decide to have Solo start with Single Age Group Preliminary Rounds and all other events start with Combined Age Semi-Final Rounds.

A particular event must maintain the same level of competition. (i.e. If an event begins with a combined age group semi-final, no one particular age group can be separated to compete at the single age group level.

Regardless of which format is used all **qualifying rounds** follow the national format as to number of competitors entered and the number of competitors that move to the next Round.

State & Regional Finals Procedure

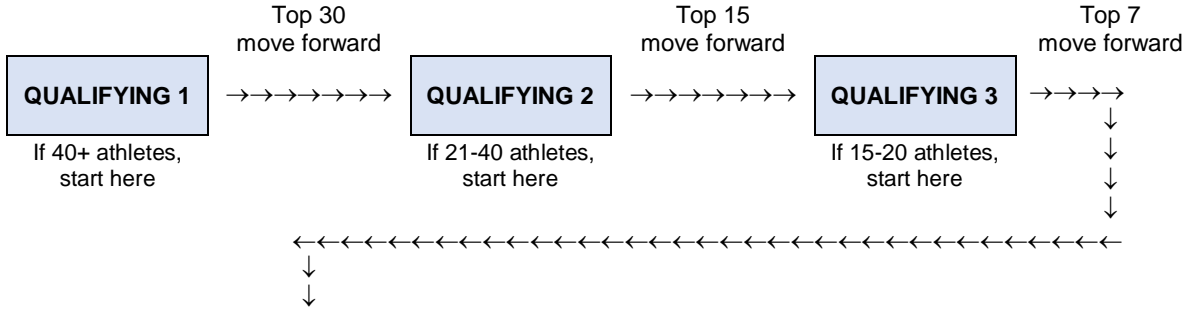
- Follow the current National format and select a Grand Champion for each event from the top two Jr. Sr. and Adult athletes.
- Follow a Junior/Senior Grand Champion format.
- End the competition at the semi-final round and produce a Primary, Juvenile, Junior, Senior and Adult Semi-Final Champion.
- Select a Grand Champion in each event utilizing a method that works in the best interest for the athletes in your State/Region.

LOCAL FORMAT:

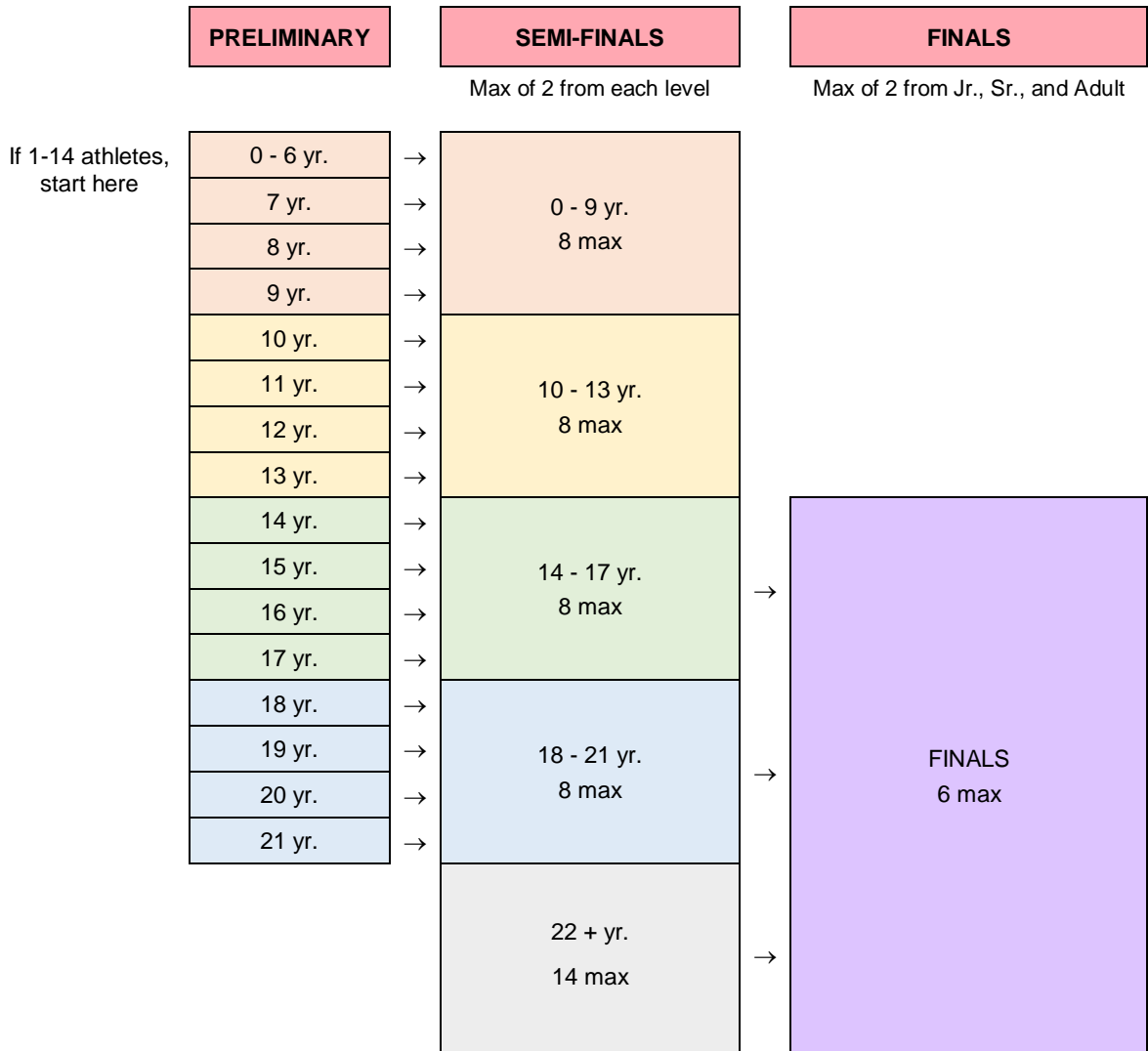
Competition begins with single age or combined age divisions. Competition directors have the right to combine or divide age groups as entries warrant.

MAP OF COMPETITION PROCEDURE FOR NATIONALS

QUALIFYING ROUNDS: If an event has more than 14 athletes

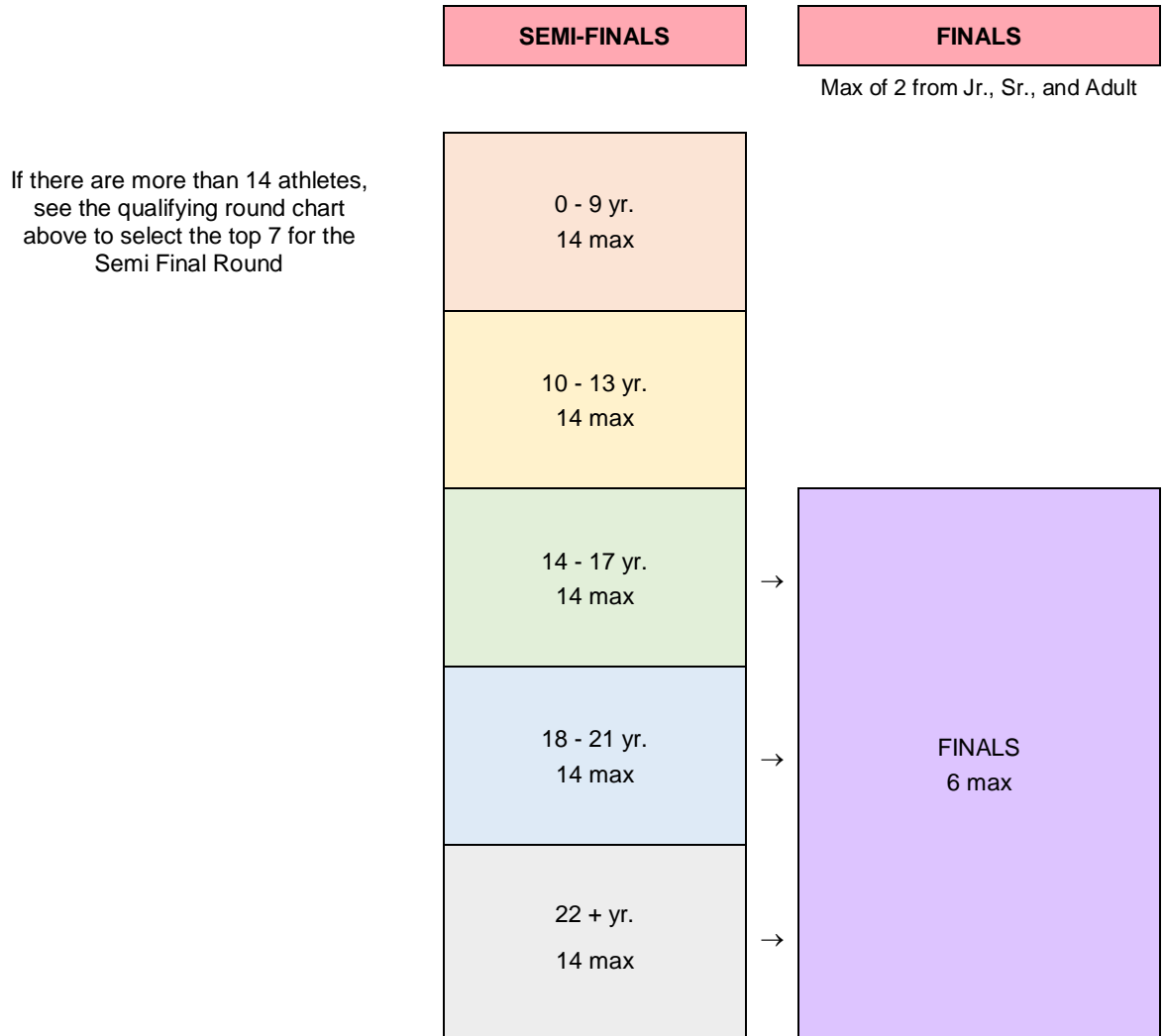


EVENT STARTS WITH SINGLE AGE CATEGORIES:



INFORMATION, PROCEDURES, AND RULES

EVENT STARTS WITH COMBINED AGE CATEGORIES:



Section

3

Individual Event Rules

ELIGIBILITY RULES FOR INDIVIDUAL EVENTS

1. CLASSIFICATIONS (PROFICIENCY LEVELS) – Records to be maintained separately for each event.
 - NOVICE – A contestant who has won less than three (3) competitive first place awards in that event. When the third first place award is won, the contestant may no longer enter the Novice division in that event.
 - BEGINNER – A contestant who has won less than five (5) competitive first place awards in that event. When the fifth first place award is won, the contestant may no longer enter the Beginner division in that event.
 - INTERMEDIATE – A contestant who has won less than ten (10) competitive first place awards in that event. When the tenth first place award is won, the contestant may no longer enter the intermediate division in that event.
 - ADVANCED – A contestant who has won ten (10) or more competitive first place awards in a particular event.

First places won at any level of competition in an event count toward advancement in that event. (Example: an athlete who has won 1 first place in Novice Solo and 4 first places in Beginner Solo has won a total of 5 first places in solo and must compete at the intermediate level in solo.) In advancing from one classification to the next (beginner to intermediate, etc.) the USTA **DOES** recognize other twirling association wins in that respective event. The only exception is in the strut event, where the USTA **DOES NOT** recognize any other twirling association wins in the strut event.

2. The above proficiency levels must be listed on the contest brochure within the Eligibility Rules. All competition awards, excluding school and studio awards are counted towards a contestant's classification eligibility. Awards are counted towards the specific event of the win. Events are counted separately. A Twirl off win does not count as a first place win towards advancement. However, a finals win in a specific event is considered an eligible award and should be counted when determining an athlete's classification eligibility.

INFORMATION, PROCEDURES, AND RULES

3. An intermediate or advanced competitor may NEVER compete in a lower classification than they are presently in, but a contestant may enter a higher classification. When the contestant has won the designated number of firsts for that event, the contestant must move up.
4. When counting first place awards to move from **Novice** to Beginner to Intermediate to Advanced, only COMPETITIVE firsts (at least one other person in competition) are counted.
5. An athlete must enter at the proficiency level attained by the entry deadline for said competition.

Example 1: The deadline for the State and Open contest is April 1. An athlete is a beginner at the time of the deadline. The athlete is eligible to enter the beginner classification for this competition. If the athlete wins his/her 5th first place between the date of the deadline and the day of the contest, the athlete may still compete in the beginner category.

Example 2: An Athlete enters Competition as a beginner on February 1. The deadline is February 15. The athlete wins their 5th first place on February 8. Athlete must notify contest director immediately that s/he has moved to the intermediate category.

6. Male and female competitors will compete in the same division, except in ADVANCED SOLO division for the State, Regional and National competitions. ADVANCED MEN'S SOLO will be offered at the State, Regional and National levels.
7. Contest Directors have the right to combine or divide age groups as the entries warrant.
8. The Contest Director has the privilege of demanding proof of age whenever questionable.
9. A winner of a State, Regional or National title is eligible to enter future State, Regional or National contests.
10. All athletes will compete in all USTA Competitions at the age s/he will be during the calendar year January 1-December 31. (An athlete's age is determined by how old s/he is on December 31st of the year of the competition.)
11. RESIDENCY RULE: A competitor is considered a resident of that State which is recorded at the USTA Membership Department and so noted on the competitor's USTA membership card. USTA members are required to submit a change of address notification to the USTA membership department when applicable. A competitor may enter ONLY one State Competition and one Regional competition in one year.

A pair may enter any state or regional contest in a state or region in which one of its members resides; however, a pair may only enter one state contest and one regional contest in a given year. Official residency of a member is the address on file at USTA Member Services Department.

12. An athlete must be a US citizen or legal resident to compete in a USTA State, Regional, or National competition. An athlete must be a US citizen to compete in an International Competition (on behalf of the USTA). Athletes may not compete in more than one state, regional, provincial or national championships regardless of country. For citizens of other countries, an ARC/green card or similar official document showing residency can be submitted along with entry as proof of US citizenship or U.S. residency status.
13. USTA Teachers/Coaches are **not** permitted to compete against their own students.
14. Effective, 9/1/17, there are restrictions related to athletes wishing to serve as a Judge or a Coach during the same competition year. The policy applies to all competitions. Please refer to the "Athlete vs Judge vs Coach" Policy in the USTA Documents section of the website. For changes to your intent to act as an athlete, judge OR a coach, contact USTA **Executive Director** and President via email.
15. When a member owes funds to USTA and/or payments are delinquent, participation by that member will be prohibited until these debts have been satisfied.
16. Procedure for submitting a personnel/roster change for a group or pair:

It is permissible to make a change to your group or pair roster up to the time the group/pair takes the floor for competition at any level of competition (local, state, regional or nationals).

A NEW roster must be submitted PRIOR to taking the floor that includes group/pair name, group/pair division, number of athletes (for groups), athlete name, USTA ID number and date of birth for each member. Also summarize the changes that were made (for example: Sue Smith is replacing Jane Doe; Molly Jones is no longer on the roster, she is not being replaced, team member count changed from 8 to 7).

Substitutions/changes can only be made if they do not affect the group/pair age and the group size. For example you cannot make a change that would involve changing from a large team to a small team.

Substitutions/changes can only be made with athletes who are already CURRENT USTA members. On the local, state and regional level it would be permissible for the athlete to pay the **Non-Member fee**. This option is not available at nationals so changes to rosters at a national event can only be made with athletes that were USTA members by the entry deadline.

In the case of an athlete becoming sick or injured AS the team is taking the floor, the group/pair director should notify the competition director immediately upon the group/pair exiting the floor and the new roster/summary of changes submitted at that time. This method of notification is only acceptable for an emergency that occurs minutes before a group/pair is to perform.

Not following the proper guidelines for submitting a roster change will result in the group/pair being disqualified.

Foundation Events

BASIC STRUT

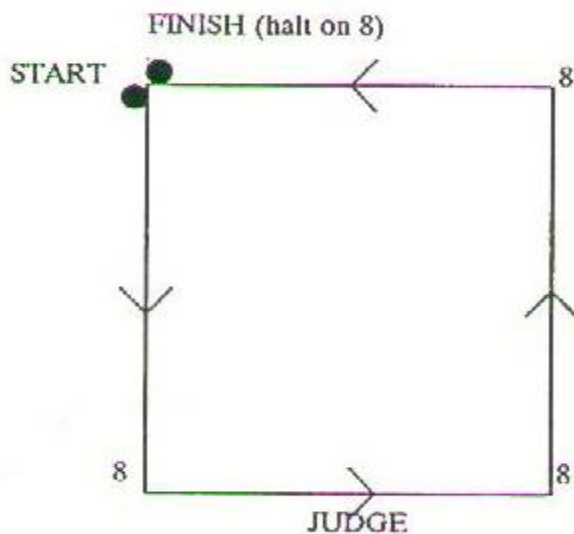
Concept Summary:

A short routine designed in a square, marching in rhythm and hitting every beat of the music. This event is the base upon which the athlete begins to develop towards the Championship Event of Strut. It has a low level of demand and begins to develop basic rhythm and components of good posture.

General Rules

1. Performed in a square.
2. Performed to the Basic Strut music (40 counts).
3. Eight count introduction (athlete holds for introduction).
4. Thirty-two (32) counts long (8 counts to each side, executing a left flank on each count 8).
5. Baton may be cradled on arm or extended from arm with an arm swing.
6. Free hand may be positioned on hip or left swinging at side.

Floor Pattern



PARADE MARCH

Concept Summary:

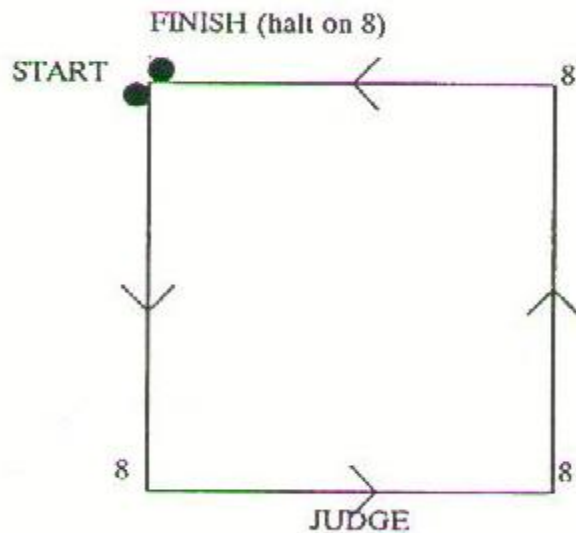
A short routine designed in a square, marching in rhythm and hitting every beat of the music. This event is a progressive component developing towards the Championship Event of Strut. It builds upon the level of demand of the Basic Strut event and continues to develop basic rhythm and components of good posture while adding the demand and coordination of twirling. This event introduces individual athletes to the beginning stages of baton and body blending while being “in step” as in the strut event.

General Rules

1. Performed in a square.
2. Performed to the Basic Strut music (40 counts).
3. Eight count introduction (athlete holds for introduction).
4. Thirty-two (32) count long forward progression march beginning the second count of 8 (8 counts to each side, executing a left flank on each count 8).
5. Lower body must perform marching steps in step in the 1-2 or left, right pattern in step throughout the thirty-two (32) counts of forward progression movement (no spins, gymnastics or other lower body moves such as kicks or leaps shall be permitted).
6. Baton may be used in any mode and pattern of twirling.

Floor Pattern

Same as basic strut diagram



MILITARY STRUT

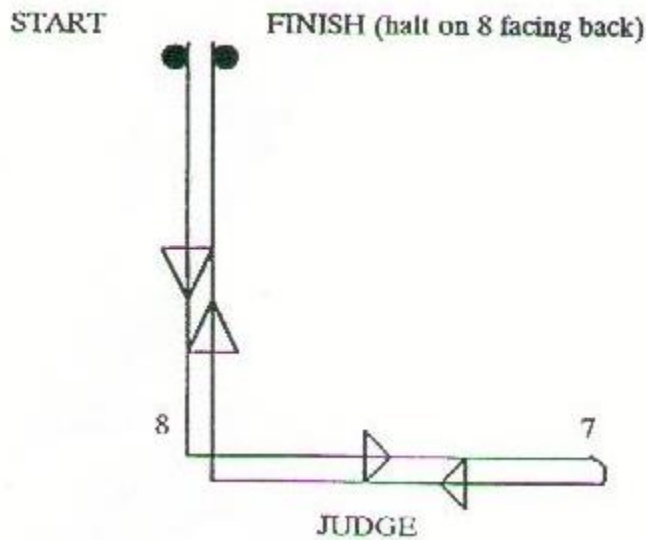
Concept Summary:

Military is executed in a retraced "L" formation and is composed of marching steps combined with a military beat. It develops rhythm, good posture, and the coordination of arms and feet (legs)

General Rules:

1. Formation is the retraced "L" formation. (L flank on first count 8, to the rear on second count 7, R flank on third count 7, halt on fourth count 8).
2. 8 count introduction.
3. Thirty two (32) counts long.
4. Must use the same repetitive military beat with baton from beginning to end.

Floor Pattern



PRESENTATION

Concept Summary

Presentation is a body dominant event with complimentary/enhancing baton work resulting in a fluid and expressive form of movement. Both body and baton demonstrate proper training and technique. Maximum amplitude of body work is the ultimate goal. It is executed to the first 44 counts of the strut music and should not be choreographed to be “in step”.

General Rules:

1. Athlete begins in a pose of their choice.
2. Athlete presents a 12-count introduction.
3. Athlete performs to the Presentation portion (first 32 counts after introduction).
4. Display poses and movement aesthetically blended with baton handling.

Championships Events

See Appendix A for the critique sheet used for Championship Events at local contests.

SOLO

Concept Summary:

The solo event is a baton dominant event comprised of a balanced representation of the 3 twirling modes: aerial, rolls, and contact material, all enhanced with body skills and simultaneous blending. It is the job of the choreographer to make sure the 3 modes are connected and demonstrate continuity and flow. The athlete should utilize performance qualities appropriate to solo.

Sanctioned levels of competition:

- Novice
- Beginner
- Intermediate
- Advanced

Time Limits:

- Novice, Beginner and Intermediate – 1:29 minutes to the official USTA music effective 9/1/10 (WBTF IC music).
- Advanced – 1:44 minutes to the official USTA music effective 9/1/10 (WBTF IC music).

General Rules

- Athlete begins routine on first note of music. Entrance, exit, and salutes are optional.
- Athlete will perform routine in the allotted time.
- Timing begins on the first note of music and ends on last note of music. Judging will cease following the last note of the music.

TWO BATON

Concept summary:

Two baton twirling is the continued and simultaneous manipulation of two batons by one person. It encompasses the balanced representation of the three modes: 2 baton aerials, 2 baton rolls, and 2 baton contact material. Unique to multiple baton events is the interrelationship and intricacy created through the use of timing and coordination, multi-patterns/planes and opposition. The finished product should reflect the continuous movement and flow of both batons. The athlete should utilize performance skills appropriate for the 2 baton event.

Sanctioned levels of competition:

- Novice
- Beginner
- Intermediate
- Advanced

Time Limit:

- 1:29 to the official USTA music (effective 9/1/10-WBTF IC music) for all levels (Novice, Beginner, Intermediate, and Advanced)
- Athlete begins routine on first note of music. Entrance, exit, and salutes are optional.
- Athlete will perform routine in the allotted time.
- Timing begins on the first note of music and ends on last note of music. Judging will cease following the last note of the music.

General Rules:

- There is no deduction in score for stopping one baton while retrieving the other.

THREE BATON

Concept Summary:

Three baton twirling is the continued and simultaneous manipulation of three batons by one person. It encompasses the balanced representation of 3 baton aerials complimented with rolls and contact material. Unique to multiple baton events is the interrelationship and intricacy created through the use of timing and coordination, multi-patterns/planes and opposition. The finished product should reflect the continuous movement and flow of all 3 batons. The athlete should utilize performance skills appropriate for the 3 baton event.

Sanctioned Levels of Competition:

- Novice
- Beginner
- Intermediate (optional at local, state, regional level)
- Advanced

Time Limit:

- 1:29 to the official USTA music (effective 9/1/10-WBTF IC music) for all levels (Novice, Beginner, Intermediate, and Advanced)
- Athlete begins routine on the first note of music. Entrance, exit, and salutes are optional.
- Athlete will perform routine in the allotted time.
- Timing begins on the first note of music and ends on the last note of music. Judging will cease following the last note of the music.

General Rules:

There is no deduction in score for:

- Stopping batons while retrieving a dropped baton
- Use of non-standard patterns to facilitate the control and continuity necessary for this event.
- Intentional breaks

STRUT

Concept Summary

Strut is a body dominant event with complimentary/enhancing baton work resulting in a fluid and expressive form of movement. Both body and baton demonstrate proper training and technique. Maximum amplitude of body work is the ultimate goal. It is performed to the strut music. The forward motion section must be executed in step with the music.

Strutting is comprised of:

- A twelve-count introduction which sets the tone for the athlete's performance.
- A thirty-two count presentation which should not be choreographed "in step". It should include a variety of body work blended with complimentary baton. Athlete should acknowledge the ending of the presentation within the last 4 counts.
- An eighty-eight count forward motion which hits every beat of the music "in step". It should be designed to utilize the performance area with a complimentary, well-staged floor pattern.
- Eight count ending which does not have to be choreographed in step, utilizing the final beat of the music as an acknowledgement.

Special note: strut draws from many sources for its material; ballet, jazz, modern dance, gymnastics, ice skating, etc.

Sanctioned Levels of Competition:

- Novice
- Beginner
- Intermediate
- Advanced

Time Limit:

1:10 minutes to the official USTA music for all levels (novice, beginner, intermediate, advanced). Timing and judging begins on the first note of the music and ends with the last note.

General Rules:

1. In advancing from one classification to the next (novice to beginner to intermediate, etc.) the USTA does not recognize ANY OTHER TWIRLING ASSOCIATION wins in the strut event.

2. ORDER OF PERFORMANCE:

Athlete may start the 12-count introduction facing the front or back. Simple baton and body combinations are appropriate. Stationary and Traveling Complex moves are not acceptable. Ending acknowledgement should end facing front.

INFORMATION, PROCEDURES, AND RULES

Athlete executes a thirty-two (32) count Presentation similar to a “Freestyle” or “fanfare” with no restrictions in floor space, rhythm requirements, body, or baton moves, and which climaxes with an acknowledgement to the judge within the last four counts


Athlete executes an eighty-eight (88) count Forward Motion routine. This section must follow immediately after the Presentation. Floor pattern as desired with consideration to athletes in other lanes. Anything moving forward in a line of direction starting with your left foot hitting every beat of the music alternating feet will be accepted; keeping in mind that this section should capture the effect of stride in a line of direction. Hitting every beat of the music does not mean that a foot must necessarily leave the floor. However, there must be a shift of weight in some capacity (down and up, side to side, or back and forth). Some examples would be elevations, releves, hops, jumps, pullbacks, etc. Any amount of weight on either foot determines hitting the beat. Stationary and traveling complex moves are acceptable as long as they hit every beat of the music.

Strut athletes shall NOT be expected to remain in step when retrieving a dropped baton.

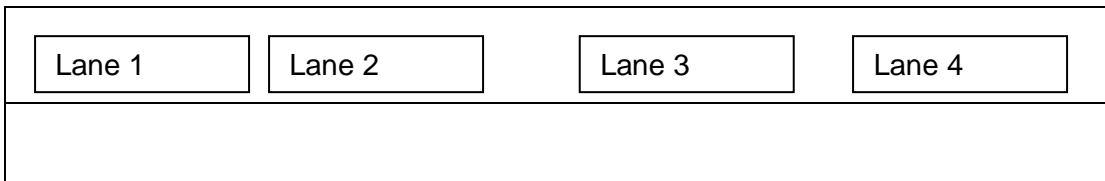
Strut athletes are NOT required to stay in step during the last 8 counts of the music.

- 3. Contest Director must ensure the safety of the athlete is of the utmost importance. Every athlete in this event will have a quarter of the gym to perform their program. Based on standard size gym dimensions 50x90. If that size is not available contest director should adjust lane set-up or number of lanes. Below diagrams are options for set-up.

Quad Diagram:



Alternating Lanes:



ARTISTIC TWIRL

Concept summary:

Artistic Twirl is a body dominant event which has dance choreography as its base. It is a combination of dance and baton movements that are correlated to the musical phrases, tempo, and rhythm of the current USTA **Artistic** Twirl selection. All dance movements and baton work must be executed with proper technique and appropriate performance qualities for **Artistic** Twirl. The simultaneous blending of body and baton will be demonstrated while displaying a broad base of skills. The ultimate goal of this event is that the dance choreography (without the baton) can stand alone.

Sanctioned Levels of Competition:

- Novice
- Beginner
- Intermediate
- Advanced

Time Limit:


Total time of **Artistic** Twirl will be whatever the current USTA **Artistic** Twirl music is. Timing and judging begins with the first note of music and ends with the last note. Starting position may be anywhere within the assigned lane.

General Rules:

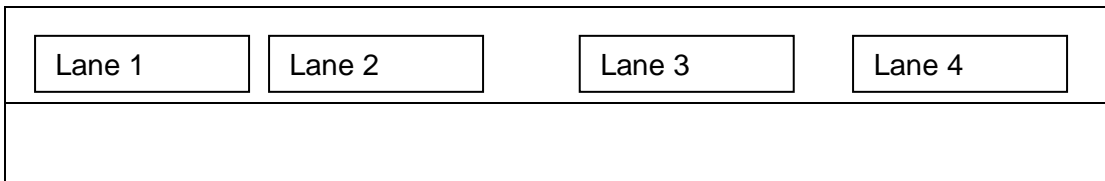
Athlete may use one standard baton as used in solo competition. Props such as canes, stools, etc., may not be used. Costume is not a prop. Any contestant using a prop will be disqualified.

The Contest Director must prioritize the safety of the athletes. Every athlete in this event will have at least a quarter of the gym floor (based on the standard gym dimensions of 50ft x 90ft) to perform their program. If that size is not available, the contest director should adjust the lane set-up or number of lanes. The diagrams below illustrate two lane set-up options.

Quad Diagram:



Alternating Lanes:



DUET

Concept Summary:

Duet is a routine performed by two persons. A pair should perform as one with the same style and ability level and conforming to the standards of correct technique of body and baton. The choreography should include the same type of material as solo with the additional responsibilities of:

- Variety of exchange work
- Interaction and interrelationship of the members
- Precision and unison
- Staging, to include leveling, movement, and variety of positioning

Sanctioned Levels of Competition:

- Novice
- Beginner
- Intermediate (optional at local contests)
- Advanced

Time Limit:

- Novice, Beginner, Intermediate: 1:29 minutes to the official USTA music used for novice/beginning/Intermediate Solo (effective 9/1/10-WBTF IC music)
- Advanced: 1:44 minutes to the official USTA music used for Advanced Solo (effective 9/1/10-WBTF IC music)

General Rules

- Both members must hold current USTA membership.
- An individual shall be permitted to compete in more than 1 pair but may not compete against himself (in the same division).
- The use of additional batons, hoop, ribbon, fire baton, whips, pom pons, flags, lighted batons and banners will be cause for disqualification.
- Exchange tricks which involve one member holding both batons must be released immediately.

ARTISTIC TWIRL PAIRS

Concept summary:

Artistic Twirl Pairs is a combination of dance and baton movements which are correlated to the musical phrases, tempo, and rhythm of the current USTA **Artistic** Twirl selection. A pair should perform as one with the same style and ability level. Pair members are expected to perform not only to the music and to the standards of correct technique, but also to each other, with performance qualities appropriate for **Artistic** Twirl. The choreography should exhibit simultaneous blending of baton and body, a broad base of skills, and a variety of exchanges. The ultimate goal of this event is that the dance choreography (without the baton) can stand alone, showing not just a dance performed by two people, but a dance with interaction and interrelationship.

Sanctioned Levels of Competition:

- Novice
- Beginner
- Intermediate (optional at local contests)
- Advanced

Time Limit:

Total time of **Artistic** Twirl Pairs will be whatever the current USTA **Artistic** Twirl music is. Timing and judging begins with the first note of music and ends with the last note. Starting position may be anywhere within the assigned quarter of the gym floor.

General Rules:

Athletes may use one standard baton as used in solo competition. Props such as canes, stools may not be used. Costume is not a prop. Any contestant using a prop will be disqualified.

The event will be judged on the current USTA critique sheet, utilizing the scoring scale for pairs.

One fourth (1/4) of the gym floor may be utilized for the pair performance.

COLLEGIATE TWIRLING EVENT

Concept summary:

The collegiate twirling event is performed by any individual, enrolled and matriculating in a college or university (undergraduate or graduate). The athlete will use one or multiple batons (only standard batons can be used – no flags, knives, streamers, hoops, etc) to the university fight song and a powerful musical selection of the athlete's choice. The collegiate twirling event should reflect the type of material utilized on the field by displaying musicality, movement across the field/competition floor, and presentation to the audience with the addition of one or multiple batons.

Sanctioned Levels of Competition:

- One level of competition will be offered for the collegiate twirling event.

Time Limit:

- 2-3 minute routine with a ten second (:10) leeway on either end (1:50-3:10) set to the college/university fight song and a musical selection of the athlete's choice.
- A judge will be appointed to perform the official timing during the performance. Timing is from the first note of music to the last note of music.
- Penalty of 0.5 for undertime/overtime.
- The music will be provided by the primary coach either as a digital file or on compact disc (according to the instructions provided by the contest director).
 - The digital file must be the appropriate file type and be named according to the instructions provided by the contest director.
 - The CD must be labeled with the athlete's name and event.
- Each athlete should have a "back-up" CD readily available.
- On the music CD, a single track only for each athlete must be submitted.

General Rules:

- The athlete may use one or multiple batons. No props or backdrops may be used during the performance.
- Athlete must be enrolled and matriculating in a college or university (undergraduate or graduate). An athlete that has graduated high school and will be attending college or university during the calendar year may compete.
- This event is open to all athletes who are attending a college, university, or professional school and are furthering their education.
- The athlete must show proof of enrollment (ex: official or unofficial transcript, copy of schedule) or acceptance letter in order to be eligible to compete.
- One division would be offered with men and women competing against each other.
- The contestant will utilize the competition floor area of 50 feet by 90 feet.
- The collegiate twirling event will be offered at the national level and optional at the local, state, and regional level.
- Competition Procedure: There will be one round of competition
- Only U.S. citizens will be eligible to compete.

Judging:

- At the National Championships, a panel of 3 judges will be used. At local, state and regional championships, a panel of 1-3 judges may be used and will be up to the discretion of the council or competition director.
- The judges will be seated in an elevated section of the stands in the center of the performance area.
- Verbal (audio) evaluation will be made on the athlete's performance.
- Scores will not be flashed. Scoresheets will not be used (judges master only).
 - The Collegiate twirling event will be run in conjunction with the team competition, therefore not flashing scores will be consistent with how that competition is run.

Judging Criteria:

Judging will be based on a total score of 100 points with emphasis on the following criteria:

1. **Content (30%)** - as dictated by the music
 - Material appropriate to a halftime performance incorporating both body and baton
 - Spectacular/novelty tricks
 - Traveling moves
 - Use of multiple batons
2. **Technical expertise (30%)**
 - Baton – precision, general handling ability, correct pattern
 - Body – body lines, extension, balance and body control
3. **General effect (40%)**
 - Musical interpretation
 - Precision
 - Field image
 - Performance effectiveness
 - Collegiate spirit
 - Audience appreciation

Awards:

- At the National Championships:
 - 1st place – National Championships Silver Cup, Cash Scholarship* (see section 7, page 4-5 for more information).
 - 2nd – 7th place – National Championship Medal
- At State and Regional Championships (if the event is offered):
 - First place awards are up to the discretion of the competition director or council.
 - For awards below first place, the official USTA medal must be used.
 - 7 places must be awarded at State and Regional Competitions.

Section
4

Group Event Rules

GROUP EVENTS

The USTA group events are:

- Twirling Teams
- Dance Twirl Teams
- Trios
- Parade Corps
- Show Corps
- Show Teams
- Artistic Groups

General Rules Which Apply to Group Events

1. The process of establishing a group's age division is by averaging the ages of the members. Each group will have the option of competing in the next older age division if there is at least one member whose age is within that higher age division.

Example: the average age of a team is 14.9, qualifying them for the junior category; however, one of the team members is 18. This team may choose to compete in the senior category rather than the junior category. *This rule is particularly beneficial to the group director who has more than one team averaging into the same age group. It gives the director the option of moving one group to an older age group and keeps the groups from competing against each other.*

When the average age has a decimal digit, drop the decimal and use only the number as the average age.

Examples: 8.5=8.0; 10.5=10.0; 7.3=7.0; 14.9=14.0

2. A group using amplified music will be allowed one re-start only in the following situations:

Mechanical failure due to:

- loss of electrical power
- mechanical breakdown or malfunction of sound equipment
- any recorded playback device failure
- any other mechanical malfunction outside the control of the coach and athlete

INFORMATION, PROCEDURES, AND RULES

- In all cases the problem must be reported and request for re-start made immediately.
3. Twirl Teams and Dance Twirl Teams who choose to compete in both categories MUST adhere to the following regulations:
 - a. must compete with different routines, understanding that selected sections of choreography may be used in both routines. (i.e.: 2 baton or 3 baton section, finger series, or rolls, etc.)
 - b. must utilize completely different songs/music selectionsWhen entering Local, State, Regional and National competitions, the song/music selections MUST be listed on the entry form.
Violation of this rule will result in disqualification by the Competition Director.
This policy applies to local, state, regional & national competition.
 4. The timing of all groups will have a 10 second leeway before penalty is assessed.
 5. An individual athlete may compete in more than one group per event (e.g. more than one dance twirl team, more than one twirl team, more than one parade corps, more than one show corps, more than one show team) as long as the two groups are not in the same age division. An athlete may never compete against themselves.
 6. A group may only compete in one age category per event (i.e. Dance Twirl Teams) unless there is a 25% or more change in group personnel, and the group satisfies the requirements as listed in #1 above (General rules that apply to groups i.e. you may not enter Beginner Junior Small Dance Twirl and Intermediate Senior Small Dance Twirl).

Guidelines and examples of acceptable use of the 25% personnel change rule:

Team A: 8 person team x 25% = 2, so 2 members on this team cannot be on Team B

Team B: 6 person team x 25% = 1.5, so 2 members on this team cannot be on Team A

Team A: 6 person team x 25% = 1.5, so 2 members on this team cannot be on Team B

Team B: 4 person team x 25% = 1, so 1 member on this team cannot be on Team A

Example that is NOT acceptable use of the 25% personnel change rule:

Team A has 4 members and Team B has 6 members (of which all 4 are also on Team A).

Adding 2 new members to Team B does not constitute an acceptable 25% personnel change as Team A (4 member team) must have at least 1 member (25%) that is not on Team B (6 member team) and Team B (6 member team) must have at least 2 members (25%) that is not on Team A.

This rule is applicable for team changing age classifications from Primary/Juvenile/Junior/ Senior and does not restrict changing classification from small to large.

7. Disqualification - A group must have the minimum number of members out on the floor for the category it has entered. If a group has entered the large team category and only has 8 members competing, the team will be disqualified and can perform for critique only.

If the personnel of a group violate any of the rules regarding group personnel (i.e. an athlete competing in 2 teams in the same division), the group will be disqualified.

8. Residency - A group may enter any state or regional contest in a state or region in which one of its members resides; however, a group may only enter one state contest and one regional contest in a given year. Official residency of a member is the address on file at USTA Member Services Department.
9. Procedure for submitting a personnel/roster change for a group or pair:

It is permissible to make a change to your group or pair roster up to the time the group/pair takes the floor for competition at any level of competition (local, state, regional or nationals).

A NEW roster must be submitted PRIOR to taking the floor that includes group/pair name, group/pair division, number of athletes (for groups), athlete name, USTA ID number and date of birth for each member. Also summarize the changes that were made (for example: Sue Smith is replacing Jane Doe; Molly Jones is no longer on the roster, she is not being replaced, team member count changed from 8 to 7).

Substitutions/changes can only be made if they do not affect the group/pair age and the group size. For example you cannot make a change that would involve changing from a large team to a small team.

Substitutions/changes can only be made with athletes who are already CURRENT USTA members. On the local, state and regional level it would be permissible for the athlete to be a member for a day athlete. This option is not available at nationals so changes to rosters at a national event can only be made with athletes that were USTA members by the entry deadline.

In the case of an athlete becoming sick or injured AS the group is taking the floor, the group/pair director should notify the competition director immediately upon the group/pair exiting the floor and the new roster/summary of changes submitted at that time. This method of notification is only acceptable for an emergency that occurs minutes before a group/pair is to perform.

Not following the proper guidelines for submitting a roster change will result in the group/pair being disqualified.

General Rules for Dance Twirl Teams, Twirling Teams and Trios

1. Categories
 - Trio – 3 members
 - Small Team – 4-8 members

INFORMATION, PROCEDURES, AND RULES

- Large Team – 9 or more members
2. Age Groups (see Section 2)
 3. Proficiency Levels
 - Beginner – a team that has won less than 5 competitive first places
 - Intermediate – a team that has won less than 10 competitive first places (This level is optional at local competitions.)
 - Advanced – a team that has won 10 or more competitive first places
 - a. A competitive first is one in which the team is in competition with at least one other team.
 - b. Tiny Tot Dance Twirl Teams are only offered at the Beginner and Intermediate Level of Competition.
 - c. In order to reclassify at a lower level, a team must change at least 25% of its members. See section 4 page 2 for 25% rule guidelines and examples.
 4. Teams in all classifications will use their own recorded music.
 5. Time Limits:
 - Dance Twirl Teams – 2-3 minutes with a 10 second leeway on timing penalty (1:50 minute-3:10 minute maximum)
 - Twirling Teams – 3-4 minutes with a 10 second leeway on timing penalty (2:50 minute – 4:10 minute maximum)
 - Trios – 2-3 minutes with a 10 second leeway on timing penalty (1:50 minute-3:10 minute maximum)

Timing begins with the first note of the music and ends with the last note of the music. (This includes any music used on the exit.) Entrance and exit music is optional.
 6. Salutes are optional
 7. The floor boundary for all teams/trios is the size of a regulation size basketball court
 8. A team/trio may begin anywhere on the floor and exit the floor in any direction. It is not necessary to cross an exit line. Entrance and exit counts are left to the discretion of the team.
 9. An individual athlete may compete in more than one dance twirl team, more than one twirling team or more than one trio as long as the two teams/trios are not in the same division. An athlete may never compete against him/herself.
 10. Judging Criteria:
 - Content – 30 points
 - Precision and unison – 30 points
 - General effect – 40 points

INFORMATION, PROCEDURES, AND RULES

See official score sheet for explanation of each caption

The only penalty consideration is over time or under time which will incur a 2.0 penalty deducted from each sheet.

11. Teams/Trios are judged by 3 judges who record their comments on a recording device and record their scores on the Official Team/Trio Score Sheet. Local competitions will continue to caption score. For State, Regional's and Nationals each judge judges the entire score sheet and records one total score at the bottom of the score sheet. Judges' comments are directed to the coach. The coach must determine whether s/he will play the judges' critique's for the athletes. Judge C does the official timing. At the National Competition a fourth judge may be used to do the official timing.

Note: Local contests may use 1 judge on a team/trio division if the size of the contest warrants it.

12. Team/Trio Tabulation

- a. Upon the conclusion of the division, the tabulator assigns the placements for each judge.
 - b. The place points (the places each team/trio received) are then added.
 - c. Any majority of firsts will determine the first place winner only. If there are no majorities of firsts, the lowest total place points determines the winner. The remaining teams/trios are placed according to place point total with the lowest total place points receiving the highest place.
 - d. When there is a tie in place points, revert back to the total numerical score of the judges (determined by adding the total score given by each judge). The higher total score determines the higher place. If a tie remains after following these steps, the teams/trios will remain tied. Exception: in State, Regional, and National competition there cannot be a tie for first place. The tied teams would re-twirl to determine the winner.
 - e. Each team/trio will receive a recap sheet indicating the scores and placement of each team/trio in its division.
13. Teams/Trios in all classifications will only use one standard baton per team member. Additional batons will be considered props and will result in disqualification. *Note: Team/Trio routines can contain sections where some members will be twirling multiple batons; however, only 1 baton per member can be taken onto the floor.*

The use of props such as hoop, ribbons, whips, pompons, flags, lighted batons, banners or costuming which is removed will be cause for disqualification.

TWIRLING TEAMS

Concept Summary:

A Twirling Team is a group whose entire performance is accompanied by music of their own preference. One major emphasis is synchronic twirling with simultaneous blending of baton and body. The routine is designed to encompass the major modes of twirling, exchanges, dance maneuvering and motion within the time allowed using the entire floor. Judges score three captions: content, precision and unison, and general effect.

Philosophy Statement:

The intent of this event is to present a minimum of four twirlers accompanied by music performing a show of synchronic twirling and body moves requiring mental discipline and physical stamina. The emphasis is on exchange work, team work, utilization of floor and space, precision and unison, and general effect.

Time Limit:

- 3-4 minutes (plus 10 second leeway). Penalty for overtime or under time is 2.0.

DANCE TWIRL TEAMS

Concept Summary:

A Dance Twirl Team is a group whose routine is a blending of dance steps or series in combination with the baton, coordinated with the music. It must take into consideration the following:

- The floor designs using the rhythm and musical phrases
- Interpretation of music with simultaneous blending of baton and body
- Staging of the team members
- Exchanges incorporated with dance steps and to accent the music
- Continuity where the dance twirl element should be continuous
- Change of pace in accordance with musical changes
- Unison and uniformity
- Technique of the entire group

It should include an interrelation of all elements – baton and dance as individual members and the group as one unit.

Philosophy Statement:

The intent of this event is to provide an avenue for teams to compete where the major focus is on dance composition blended with baton. It is designed to display the dance skills of a group combined with the baton work. The benefits of participating in this event is to improve the entire unit's dance and twirling skills, to develop a group identity rather than placing the emphasis on the individual, and to encourage good sportsmanship.

Time Limit:

- 2-3 minutes (plus 10 second leeway). Penalty for overtime or under time is 2.0.

TRIOS

Concept Summary:

A Trio is a group of 3 members whose routine is a blending of dance steps or series in combination with the baton, coordinated with the music. It must take into consideration the following:

- The floor designs using the rhythm and musical phrases
- Interpretation of music with simultaneous blending of baton and body
- Staging of the members
- Exchanges incorporated with dance steps and to accent the music
- Continuity where the dance twirl element should be continuous
- Change of pace in accordance with musical changes
- Unison and uniformity
- Technique of the entire group

It should include an interrelation of all elements – baton and dance as individual members and the group as one unit.

Philosophy Statement:

The intent of this event is to provide an avenue for 3 members to compete where the major focus is on dance composition blended with baton. It is designed to display the dance skills of a group combined with the baton work. The benefit of participating in this event is to develop a group identity rather than placing the emphasis on the individual, and to encourage good sportsmanship.

Age Divisions:

Trios are offered at Primary, Juvenile, Junior, and Senior Divisions

Time Limit:

- 2-3 minutes (plus 10 second leeway). Penalty for overtime or under time is 2.0.

SHOW CORPS

Concept Summary:

Show Corps is a group event that is composed of eight or more twirling members. The Show Corps must use props such as flags, rifles, hoops ribbons, etc. to create musical interpretation and visual effectiveness. Members' responsibilities include:

- Synchronic twirling
- Exchange work
- Team work
- Staging (utilization of floor, design patterns, creating pictures to music with all props including batons)
- Precision and unison of all members with all props including batons
- Creative handling of all equipment chosen to be used as props
- Musical interpretations with all equipment chosen as props

Skills developed include correct baton and body technique, continuity and form development, choreography with baton, uniformity of body position, speed in relation to music, teamwork, musical interpretation and visual musicality, utilization of time and space, mental and physical stamina, exchange execution, ambidexterity and recovery from error.

Emphasis is to be placed on precision and unison by all throughout the entire program.

Classification of Show Corps & Time Limits:

Junior Show Corps (A Class and Open Class)	4-6 minutes
Senior Show Corps (A Class and Open Class)	4-6 minutes

Definitions of Classifications:

- **Show Corps** – consists of 8 or more twirling members

Declaration of Class

The two levels offered for Show Corps are:

- **A Class** – total score of 63.2 or below
- **Open Class** – total score of 63.3 or above

A corps director must determine the classification of his/her unit prior to entering a USTA contest. This classification (A Class or Open Class) must be maintained as entered until the judges, through scoring, place the corps in a higher classification. Once a unit has declared its classification, it cannot move backwards to a lower class. This declaration is established upon the first entry of the unit into competition between September 1 and August 31.

All corps must compete in the class they hold as of May 1 through the completion of the National Competition. *Example: if an A Class corps receives a score of 65 at a competition on May 15, that corps would remain A Class through the completion of the National contest.*

In order to re-classify, a corps must change 25% of its twirling members. See section 4 page 2 for 25% rule guidelines and examples.

Determining the Age Division:

The process of establishing a corps' age division will be determined by the average age of the twirling members. Each group will have the option of competing in an older age division than its average age if there is at least one twirling member whose age is within that higher age division.

When the average age has a decimal digit, drop the decimal and use only the number as the average age. Example: 14.99 = 14.0

Age Divisions (see Section 2):

Competition Area:

The competition area shall be the size of a regulation size basketball court. There will be a minimum of five feet of unobstructed space outside the boundary lines around the 50'x94' floor space for corps.

Requirements and Penalties:

1. A corps must have the minimum number of twirling members necessary for the category it has entered. Penalty: disqualification.
2. An individual is permitted to compete in more than one show corps as long as he/she does not compete in the same division (i.e. where the member is put in the position of competing against himself/herself).
3. Use of the National Colors is optional. Color presentation is also optional.
4. A corps may not use any aid or equipment that leaves an effect or residue that will in any way delay or hinder the performance of another corps. Penalty: disqualification.
5. Timing begins with the first note of music or first step, whichever occurs first. Judging starts, even on members of units still behind the boundary lines. Timing ends with the last note of the music.
6. All corps will be given a 10 second leeway of allotted performance time.
7. Corps may start anywhere on the floor. Corps may finish anywhere on the floor. At the end of the performance the entire corps must cross the traditional finish line (the line to the judges' right). The corps has 1 minute to exit the floor and remove their equipment after the last note of their music. Penalty: 2.0 points.
8. There are no boundary lines or boundary line penalties in Show Corps.
9. Re-entry onto the floor after all members, including captains, have crossed the finish line shall be penalized 2.0 points.
10. Upon assembling for their performance (taking the starting line), a show corps may not play drums, percussion instruments, horns, etc. Simple rim taps are permissible. Penalty: 2.0 points.

INFORMATION, PROCEDURES, AND RULES

11. Upon being announced a show corps has a maximum of two minutes to assemble for their performance. Penalty: 2.0 points.

12. After the exit a corps may not pass in review. Penalty: 2.0 points.

General Information:

Judges will be required to record comments on a recording device for all USTA Show Corps competitions. Show Corps are judged by four judges, each scoring one of the following captions:

Twirling Content/Precision & Unison -	30 points	(Judge A)
Prop Content/Precision & Unison -	30 points	(Judge B)
General Effect -	40 points	(Judge C)
Penalties (to include timing penalties. No dropped baton or equipment penalties will be assessed.)		(Judge D)

PARADE CORPS

Concept Summary:

Parade Corps must consist of a minimum of 8 twirlers, maintaining constant progressive directional movement throughout entire performance. During the first 1 ½ minutes of the routine, there must be constant forward progressive line of direction with the floor pattern of the corps choice. During the last 1 ½ minutes, the corps may use the entire gym floor as long as the corps maintains drill movement in a progressive fashion within their program. (See Required Structure of Routine on next page for further information regarding forward progression movement.)

Classification of Parade Corps & Time Limits:

Junior (A Class, Open Class)	2-3 minutes
Senior (A Class, Open Class)	2-3 minutes

A Parade Corps may use either recorded or live music.

Declaration of Class:

The two levels offered for Parade Corps are:

A Class – total score of 63.2 or below

Open Class – total score of 63.3 points or above

An A Class corps must score an accumulative score of 63.3 or better to move to Open Class.

A corps director must determine the classification of his/her unit prior to entering a USTA contest. This classification (A Class or Open Class) must be maintained as entered until the judges, through scoring, place the corps in a higher classification. Once a unit has declared its classification, it cannot move backwards to a lower class. This declaration is established upon the first entry of the unit into competition between September 1 and August 31.

All corps must compete in the class they hold as of May 1 through the completion of the National Competition. *Example: if an A Class corps receives a score of 65 at a competition on May 15, that corps would remain A Class through the completion of the National contest.*

Determining the Age Division:

The process of establishing a corps' age division will be determined by the average age of the twirling members. Each group will have the option of competing in an older age division than its average age if there is at least one twirling member whose age is within that higher age division.

When the average age has a decimal digit, drop the decimal and use only the number as the average age. Example: 14.99 = 14.0

Age Divisions (see Section 2)

Junior Corps – average age of twirling members is 0-17.99.

Senior Corps – average age of twirling members is 18+; a group with an average age of less than 18 may choose to compete in the Senior division rather than the Junior division if at least one twirling member is 18 years of age or older.

Auxiliary members' ages (all non-twirling members) – No age requirement. Ages of auxiliary members are not figured in the average age. Auxiliary members must hold USTA membership.

In order to compete in more than one age division or class, a corps must change at least 25% of its twirling members. See section 4 page 2 for 25% rule guidelines and examples.

Competition Area:

The competition area shall be the size of a regulation size basketball court. There will be a minimum of five feet of unobstructed space outside the boundary lines around the regulation floor space for corps.

Required Structure of Routine:

1. Corps must enter from the judges' left and exit to the judges' right.
2. A Parade Corps may present a 16 count introduction with the music before stepping off into the forward progressional movement section of the routine. The 16 count introduction will be included in the required 2 minute timing of this section.
3. FIRST MINUTE AND HALF OF ROUTINE – must be constant forward progressional movement with the floor pattern of corps' choice incorporating strut, drill and twirl.

Explanation:

- **Forward:** meaning ahead, front, up front
- **Progression:** meaning advancement, continuance, furthest, headway, development
- **Movement:** meaning action, transit, change, motion.

This requirement applies to all members, including auxiliary units.

Types of moves which can be executed during forward progressional movement:

- Any type of footwork or dance work combination that allows the group to continue moving forward in unison. It is possible to utilize half steps, step ball changes, pas de bouree steps, step kicks, etc. in forward progressional movement. It is also possible to turn around and march or step backwards and still continue moving forward.
- Although groups are not required to stay "in step" (meaning the necessity to hit the left/right beat of the music, continuously throughout the routine), when standard marching procedure is utilized, it is proper procedure to step on the left foot on the odd counts of the beat and the right foot on the even counts of the beat.
- Drill design work should be constructed in a manner which allows all members of the group to continuously advance forward.

INFORMATION, PROCEDURES, AND RULES

- If spins or stationary complex tricks are executed with correct technique, it is not possible to move forward; therefore, these types of moves should not be incorporated into the forward progressional movement section of the routine.
 - Exchange work may be choreographed into this section as long as it does not inhibit forward progressional movement.
4. DURING THE 2ND HALF OF THE ROUTINE [1 1/2 MINUTE] – the corps may use the entire gym floor as long as the corps maintains drill movement in a progressive fashion within their program. Parade corps may execute multiple spins and stationary complex moves. Immediately upon completion of the multiple spin or complex move, the parade corps must step off on the correct count and resume forward motion in step to the beat of the music. (The second 1.5 minute).

Requirements and Penalties

1. A parade corps must have a minimum of 8 twirling members. Penalty: disqualification.
2. An individual may compete in more than one parade corps as long as s/he does not compete in the same division (i.e. where the member is put in the position of competing against himself/herself).
3. Use of National Colors is optional, but if a corps uses National Color Unit, all Flag Code Rules will be applied.
4. A parade corps may not use any aid or equipment that leaves an effect or residue that will in any way delay or hinder the performance of another corps. Penalty: disqualification.
5. Upon being announced, a parade corps has a maximum of 2 minutes to assemble for their performance. Penalty: 2.0 points.
6. When assembling for their performance (taking the starting line), a parade corps may not play drums, horns or other instruments. Simple rim taps are permissible. Penalty: 2.0 points.
7. Timing begins with the first note of the music or first step, whichever occurs first. Judging starts as timing begins, even on members who have not crossed the starting line. Timing ends when the last person crosses the finish line, including the captains, drum majors, etc.
8. Parade corps must enter from the judges' left. That includes all of the area to the left of the center line on the 50'x94' floor area. No member can begin the routine on or across the center line. Improper entrance penalty: 2.0 points.
9. Floor pattern of parade corps is open. There is no required floor pattern of any sort, as long as forward progressive directional movement is maintained.
10. Parade corps members may not re-enter onto the competition floor after exiting. Penalty for re-entry: 2.0 points.

INFORMATION, PROCEDURES, AND RULES

- 11. Parade corps members are not required to stay within boundary lines during performance. There will be no penalty assessed for members stepping on or across boundary lines.
- 12. Parade corps may NOT “Pass in review”. Penalty: 2.0 points.

General Information:

Judges will be required to record comments on a recording device for all USTA Parade Corps competitions. Parade Corps are judged by three judges, each scoring one of the following captions:

Strutting and Twirling with General Directional Progress	(30 points)	Judge A
Drill Design with Progressional Movement	(30 points)	Judge B
General Effect	(40 points)	Judge C
Penalties (Judge A, B or C may be assigned this task)		Judge D

SHOW TEAMS

Concept Summary:

A Show Team is a group event that has a theme using props and possibly a back drop. The Show Team must use props such as flags, rifles, hoops, ribbons, etc. to create musical interpretation and visual effectiveness. Members' responsibilities include:

- Synchronic twirling
- Exchange work
- Team work
- Staging (utilization of floor, design patterns, creating pictures to music with all props including batons)
- Precision and unison of all members with all props including batons
- Creative handling of all equipment chosen to be used as props
- Musical interpretations with all equipment chosen as props

Skills developed include correct baton and body technique, continuity and form development, choreography with baton, uniformity of body position, speed in relation to music, teamwork, musical interpretation and visual musicality, utilization of time and space, mental and physical stamina, exchange execution, ambidexterity and recovery from error.

Emphasis is to be placed on precision and unison by all throughout the entire program.

Classification of Show Teams & Time Limits:

Primary Show Team (A Class and Open Class) (Sm and Lg)	2-3 minutes
Juvenile Show Team (A Class and Open Class) (Sm and Lg)	2-3 minutes
Junior Show Team (A Class and Open Class) (Sm and Lg)	2-3 minutes
Senior Show Team (A Class and Open Class) (Sm and Lg)	2-3 minutes

1:00 minute maximum to set up and 0:30 tear down

Definitions of Classifications:

- **Show Teams** – Small: 4-8 members Large: 9+ members

Declaration of Class

The two levels offered for Show Teams are:

- **A Class** – total score of 63.2 or below
- **Open Class** – total score of 63.3 or above

A show team director must determine the classification of his/her unit prior to entering a USTA contest. This classification (A Class or Open Class) must be maintained as entered until the judges, through scoring, place the show team in a higher classification. Once a unit has declared its classification, it cannot move backwards to a lower class. This declaration is established upon the first entry of the unit into competition between September 1 and August 31.

All show teams must compete in the class they hold as of May 1 through the completion of the National Competition. *Example: if an A Class Show Team receives a score of 65 at a competition on May 15, that Show Team would remain A Class through the completion of the National contest.*

In order to re-classify, a show team must change 25% of its twirling members. See section 4 page 2 for 25% rule guidelines and examples.

Determining the Age Division:

The process of establishing a show teams' age division will be determined by the average age of the twirling members. Each group will have the option of competing in an older age division than its average age if there is at least one twirling member whose age is within that higher age division.

When the average age has a decimal digit, drop the decimal and use only the number as the average age. Example: 14.99 = 14.0

Age Divisions (see Section 2):

Determining the Size of your Show Team:

Auxiliary members' (all non-twirling members) are not figured in the twirling member count that determines the size of the Show Team. Auxiliary members must however hold USTA membership.

Competition Area:

The competition area shall be the size of a regulation size basketball court. There will be a minimum of five feet of unobstructed space outside the boundary lines around the regulation floor space for show teams. No full back drops allowed (meaning that back drops would not be as elaborate as Show Corps back drops, also understanding that show teams only have one minute to assemble and 30 seconds to exit the floor and remove their equipment).

Requirements and Penalties:

1. An individual is permitted to compete in more than one show team as long as he/she does not compete in the same division (i.e. where the member is put in the position of competing against himself/herself).
2. A Show Team may not use any aid or equipment that leaves an effect or residue that will in any way delay or hinder the performance of another team. Penalty: disqualification.
3. Timing begins with the first note of music. Timing ends with the last note of the music.
4. All show teams will be given a 10 second leeway of allotted performance time.

INFORMATION, PROCEDURES, AND RULES

5. Show Teams may start anywhere on the floor. Show Teams may finish anywhere on the floor. The show team has 30 seconds to exit the floor and remove their equipment after the last note of their music. Penalty: 2.0 points.
6. There are no boundary lines or boundary line penalties in Show Team.
7. Upon being announced a show team has a maximum of one minute to assemble for their performance. Penalty: 2.0 points.

General Information:

Judges will be required to record comments on a recording device for all USTA Show Team competitions. Show Teams are judged by three judges, each scoring the entire sheet:

Twirling Content/Precision & Unison -	30 points	
Prop Content/Precision & Unison -	30 points	
General Effect -	40 points	
Penalties (to include timing penalties. No dropped baton or equipment penalties will be assessed.)		

ARTISTIC GROUPS

Concept Summary:

The Artistic Group and Team events must be DIFFERENT and must be JUDGED DIFFERENTLY. The priorities for ARTISTIC GROUP need to be different than they are for TEAM or the two events will fuse together in the judging and produce perpetuated confusion.

In ARTISTIC GROUP the ultimate EFFECT of PERFECTION and CLARITY is paramount. This is achieved by utilizing COMMON, MASTERED skills among ALL athletes within a program that is an architectural composition highlighting FORMS, PICTURES, PATTERNS and TRANSITIONAL MOVEMENT. These priorities produce a visual EFFECT that is reflective of the soundtrack and MAY (but not required) even encompass a theme, character or storyline.

In ARTISTIC GROUP, it is not expected that all modes of twirling will be equally demonstrated as they are in TEAM. In ARTISTIC GROUP, the skill set should be TOTALLY consistent and mastered among ALL members. This will encourage MORE participation of athletes with limited achieved skills and give the coach/choreographer the freedom of working toward this concept WITHOUT the pressure of HAVING to include criteria that is expected in the TEAM event. The DEPTH of material and skills is NOT the emphasis as it is in TEAM. The use of the baton within the various modes will only serve to compliment and enhance the production without interfering with the ultimate goal of pristine perfection and clarity. RISK, as we know it, is NOT a factor for success in the ARTISTIC GROUP event. An impressive sense of UNITY must be emphasized that produces a CLEAN and VISUAL APPEAL. To all viewers, a sense of ENTERTAINMENT should be conveyed.

Classification of Artistic Groups & Time Limits:

One level	3-3 ½ minutes with ten second leeway (2:50-3:40)
-----------	--

Classification:

- **Artistic Groups** – 10 or more members (no upper limit)

The following changes for the WBTF Cup Artistic Group event:

- One level will be offered
- Content restriction will follow the current B level restrictions for Artistic Groups
- Number of members: min of 10 and no upper limit
- The Artistic Group may consist of members of both sexes, if so desired
- Same time limit as WBTF Team
- The Total Score of all captions is flashed for the WBTF Artistic Group event plus the drop penalties and content restrictions penalties are displayed by the penalty judges (in different colors)

Clarification: The content restriction will support the philosophy of the new Artistic Group concept and allow coaches and judges to focus on general effect, choreography and precision.

Competition Area:

The competition area shall be the size of a regulation size basketball court. There will be a minimum of five feet of unobstructed space outside the boundary lines around the regulation floor space for show teams. No back drops allowed.

Requirements and Penalties:

1. Timing begins with the first note or sound of music whichever comes first. Timing ends with the last note or sound of the music whichever comes last.
2. All artistic groups will be given a 10 second leeway of allotted performance time.
3. Artistic Groups may start anywhere on the competition floor. Artistic groups may finish anywhere on the competition floor.

CONTENT RESTRICTION PENALTIES (FOR WBTF ARTISTIC GROUP ONLY):

The following penalties deducted for including material that is more than the written restrictions above shall be assessed for each illegal element:

ARTISTIC GROUP will receive a 10 point penalty (for each infraction).

CONTENT RESTRICTION CHART FOR ARTISTIC GROUP

CATEGORY	One Level Only
Spins	<ul style="list-style-type: none"> • 1 spin Baton Releases No Restrictions Reception No Restrictions Body Releases No Restrictions Reception No Restrictions • 2 Spins Baton Standard Release Standard Reception Body No Restrictions
Aerial Gymnastic	<ul style="list-style-type: none"> • Not allowed with or without toss
Stationary Complex & Traveling Complex	<ul style="list-style-type: none"> • Single major body move under the toss Baton Standard Release Standard Reception Body No Restrictions
Double Element Tricks	<ul style="list-style-type: none"> • Not Allowed under the toss
Rolls	<ul style="list-style-type: none"> • No continuous front neck rolls (with or without hands) • No front neck figure 8's • No monster rolls (partial or complete)
Contact Material	<ul style="list-style-type: none"> • No Restrictions

GENERAL INFORMATION:

Judges will be required to record comments on a recording device for all USTA artistic groups competitions.

Judging for Nationals

Artistic Group – 6 Judges+ 2 penalty judges
(Total 8 judges; 2 judges for each caption) Timing/Penalty judges to record the time of the music, content restrictions, drop penalties and any other penalties for all competitors. NOTE: Two judges must be used to count drops for groups.

Note: if there are not enough judges available 1 judge may be used per caption plus one penalty judge that can also serve as the Content Restriction Judge

Judging for State/Regional Competitions

GROUP – 3 Judges + 2 Penalty Judges. If there are not enough Judges 1 judge can be used for drops/content restriction

Judging at Local Competitions

GROUP – 1 Judge for all Captions and 1 judge for Penalties/content restriction.

Artistic Group is first scored by separate judging panels in 4 captions to determine an average score for each caption and then shall receive one total score out of a possible ONE HUNDRED by combining the average score of each caption less any penalties incurred.

INFORMATION, PROCEDURES, AND RULES

EXAMPLE TABULATION LAYOUT:

NEW GROUP TABULATION SYSTEM

International Cup:	# of judges:	2 judges		# of judges:	2 judges		# of judges:	2 judges		# of judges:	2 judges									
National or Continental	# of judges:	1 judge		# of judges:	1 judge		# of judges:	1 judge		# of judges:	1 judge									
NAME OF GROUP	GENERAL EFFECT			CHOREOGRAPHY & DESIGN			BATON			BODY			TOTAL	LESS PENALTIES			FINAL			
	JUDGE A	JUDGE B	AVERAGE	JUDGE C	JUDGE D	AVERAGE	JUDGE E	JUDGE F	AVERAGE	JUDGE E	JUDGE F	AVERAGE	NUMERICAL	TIMING	CONTENT RESTRICTIONS	TOTAL	NET			
	40 PTS.	40 PTS.	SCORE	30 PTS.	30 PTS.	SCORE	15 PTS.	15 PTS.	SCORE	15 PTS.	15 PTS.	SCORE	SCORE	5 PTS.	10 PTS.	PENALTIES	SCORE			
GROUP 1	40.0	38.0	39.0	24.0	22.0	23.0	12.0	10.0	11.0	14.0	12.0	13.0	86.0	-5.0	0.0	-5.0	81.0			
GROUP 2	38.0	35.0	36.5	26.0	27.0	26.5	13.0	13.0	13.0	13.0	11.0	11.5	87.5	0.0	0.0	0.0	87.5			
GROUP 3	36.0	36.0	36.0	28.0	25.0	26.5	14.0	12.0	13.0	14.0	13.0	13.5	89.0	0.0	-10.0	-10.0	79.0			
GROUP 4	34.0	32.0	33.0	23.0	21.0	22.0	10.0	9.0	9.5	15.0	10.0	12.5	77.0	0.0	0.0	0.0	77.0			
NOTES:																				
JUDGE E & F JUDGE BOTH THE BATON & BODY CAPTIONS																				
6 JUDGES + 2 PENALTIES JUDGE X JUNIOR																				
6 JUDGES + 2 PENALTIES JUDGE X SENIOR																				
IF THERE ARE TWO JUDGES USED FOR DROPS THE AVERAGE DROP PENALTY IS RECORDED																				
IF THERE ARE NOT ENOUGH JUDGES AVAILABLE 1 JUDGE MAY BE USED PER CAPTION																				
3 JUDGES = 1 PENALTY JUDGE																				
CONTENT RESTRICTION JUDGE MAY BE ONE OF THE PENALTY JUDGES IF THERE ARE NOT ENOUGH JUDGES AVAILABLE																				
SW - Sept. 2015																				

TIES IN THE ARTISTIC GROUP EVENT:

If there is a tie in the Total Net Score, use the following procedure:

- a) in preliminary round, all Artistic Groups tied in the last advancing position advance to the next round
- b) in final rounds, ties for any position other than first remain unbroken.

Ties below first place will remain tied and one placement will be skipped.

Example: a second place tie, the next place is fourth.

- c) in final rounds, all Artistic Groups tied for first place must re-compete for a panel of five judges to determine first and second place.

Section
5

Competitive Achievement System

The Competitive/Achievement System is a progressive skill development system, organized into a series of levels of achievement and competition. With its establishment and incorporation into the competition structure, the USTA became the first twirling organization to join the ranks of other competitive sports such as gymnastics where advancement is based upon proficiency and achievement of skills rather than first place “wins”.

The Competitive/Achievement System is a great teaching tool and has been incorporated into the USTA competitive structure as an alternate form of competition for 1) lower level athletes who wish to be evaluated rather than compete and 2) for athletes who wish to progress to higher levels of competition through skill development and proficiency rather than advancing from beginner to intermediate to advanced by counting first place wins.

The Competitive/Achievement System is optional, not required, for participants in USTA competitions. USTA athletes may choose:

- to participate in both the Competitive/Achievement System events and the traditional (beginner, intermediate, advanced) events
- to participate in only the Competitive/Achievement System events
- not to participate in the Competitive/Achievement System events at all

The basic principles and rules and procedures of the Competitive/Achievement System are outlined in the following pages. For more detailed information, contact USTA.

MAJOR CONCEPTS

1. Emphasis on basic technique
2. Self-achievement based on a series of short term goals that lead to long term accomplishments and increase the longevity of twirling life-span. Athletes focus on achievement rather than a competitive situation resulting in higher self-esteem.
3. Logical progression for teaching twirling skills
4. Positive reinforcement for teaching twirling skills
5. It is a rewarding system for all athletes because:
 - athletes are not forced into a competitive situation before they are ready
 - they are rewarded for achievement
 - they may advance at their own rate of speed
 - they are able to set realistic short range and long range goals
 - they are not pressured into attempting moves before they are ready, thereby minimizing safety hazards, promoting the importance of proper technique, and helping to develop a more positive self-image for the athlete
 - and, very importantly, they are learning the twirling skills necessary to be able to successfully participate in any twirling situation...from parades to contests...from show twirling to World Competition.

MAJOR GOALS

1. To lend more credibility to the sport of baton twirling in the eyes of the public, the “media”, as well as the members of our own twirling community
2. To bridge the gap logically from the new beginner to the World Championship level athlete
3. To create a better understanding of the necessity for proper technique and the mastering of essential twirling skills
4. To blend athletes, coaches, judges and parents into a harmonious relationship by which all learn to appreciate the same qualities, perceive their priorities and enjoy the twirling experience based on a foundation of mutual trust, agreement and respect
5. To provide a more informative and supportive training ground for coaches and judges
6. To create a safer and more positive environment in which our athletes may participate and which will serve to develop higher self-esteem and maintain a healthy perspective towards competition.

GENERAL RULES AND PROCEDURES

1. The USTA has become the only twirling organization in the United States to join the ranks of all the major sports in providing their members with a system of progressive skill development organized into a series of levels of achievement and competition.
2. All athletes who are members of the USTA are eligible to participate in the Competitive/Achievement System. Membership is required for participants at all levels, including the C level (effective 9/1/14). The **Non-Member Fee** option does satisfy this membership requirement.
3. It is recommended that you purchase an official USTA Athlete's Achievement Record Book when starting the "C" level. However, a Record Card on which the evaluator will record the results of the evaluation can be used for Level C only.
4. After passing to the Class B level, each athlete will be required to obtain an Official USTA Achievement Record Book in which the results of subsequent evaluations of the Essentials Events from B through Elite will be certified. This will serve as a permanent record of the athlete's status.
5. All results recorded on Record Cards must be transferred to the Achievement Book. This may only be done by any judge who is certified to evaluate compulsories. Date and signature for the transfer of records is required. Record cards should not be discarded. They should be kept by the athlete or coach for verification if needed. It is suggested that all record cards be stapled to the back of the athlete's Achievement Book.
6. Evaluations may only be done by USTA Judges (Licensed Evaluators) who are authorized to endorse the Record Cards/Achievement Books, certifying the athlete's evaluation of any Essentials Events and/or validating their advancement to the next higher classification.
7. Athletes will be validated in one of the following classifications: C – B – BI – BII – A – AA – AAA – Elite.
8. Athletes will be evaluated in the Essentials Events (Compulsories & Movement Technique) separately.
9. Athletes may progress at their own pace in each of the Essentials Events (i.e. Athlete's status may be Class AA in Compulsories and Class AAA in Movement Technique).
10. Only athletes whose current Classification Validation is Elite and are a minimum of 17 years of age may begin participation in Short Program. This allows athletes in their last year of the Junior age division to participate in this event when it is offered separately at a competition.
11. Athletes are evaluated and certified by Licensed Evaluators in the following ranges: Training Range I, Training Range II, Pass Range, Graduate Range, and Honors Range.

INFORMATION, PROCEDURES, AND RULES

12. Once an athlete has reached the “Passing” Range in any Essentials Event, he/she may progress forward to the next classification in that Essentials Event. The athlete may, at the same time, continue to achieve “Graduate” or “Honors” in lower classification in that Essentials Event.
13. Athletes must be certified in each Essentials Event in chronological order (i.e. C Compulsories Followed by B Compulsories followed by BI Compulsories, etc.). They may not skip from B Compulsories to AA Compulsories.
14. An athlete who enters CAS events (compulsories, movement technique) at any competition must send in a copy of his/her Achievement Book to the Competition Director along with their entry. If the entry arrives without a copy of these records, the athlete may not be evaluated. (Exception: 1st time or C level evaluation). Athletes must also bring the Achievement Book to the competition to have the evaluator validate his/her evaluation. If an athlete loses his/her achievement book or record card, any evaluations that are not on file at the USTA Member Services Office are no longer valid and must be re-done. All evaluations must be officially documented by a Judge certified to evaluate compulsories in an Achievement Book or must be on file at USTA or the evaluations must be re-done.
15. Athlete’s must also bring the Achievement Book to the competition/meet to have the evaluator validate his/her evaluation. Without the book, the athlete will **NOT** be evaluated. The athlete will receive comments only and will not be evaluated and/or receive a range summary.
16. Athlete’s official Classification must be entered in the Achievement Book by a Licensed Evaluator on the appropriate page of the Achievement Book. A copy of this page must be sent to the Competition Director when entering a meet.
17. Athletes will participate in the Optional Events based on their lowest certification of the 2 Essentials Events.
18. Once an athlete has attained the Passing Range in both Essentials Events, he/she may remain in the current classification of Optional Events
19. Once an athlete has attained the “Graduate” Range in both Essentials Events, he/she must participate in the Optional Events at the next highest classification.
20. If the Achievement Book is lost, the athlete must notify the USTA Member Services Department to purchase a new Achievement Book which will be sent validated with all records officially entered. If the USTA cannot locate and validate an athlete’s records in the CAS Database, the athlete must complete and pass the missing levels again.
21. Policy for reinstatement after absence from the activity: athlete will resume participation on the level of his/her last official classification.

PERFORMANCE PROCEDURES

Each Athlete Will Be Evaluated Separately

1. Athlete reports to designated lane at specified time/set number
2. Licensed Evaluator indicates "ready"
3. Athlete approaches Evaluator's table with Achievement Book/Record Card
4. After handing Achievement Book/Record Card to Evaluator, athlete goes to designated Performance Station
5. Athlete salutes
6. Athlete performs each compulsory move in the prescribed order on cue from the Evaluator
7. Athlete salutes after the last compulsory move and waits for further instructions from the Evaluator
8. Athlete approaches table at Evaluator's cue and receives Achievement Book/Record Card, Evaluation Form [score sheet], and Award [ribbon, certificate or other designated award] from the Evaluator

Prescribed Salute for all Compulsory Classes

Position of Attention

Feet together, hands on hips, baton resting on right arm, ball of baton close to right hand, tip of baton close to right elbow.

Salute

Swing tip of baton forward and down to right side, stop direction and make one (1) reverse outside loop with tip of baton. Turn baton over and place back of right hand against left shoulder. (Ball up, tip down, with baton resting against left hand while on left hip.)

End of Salute

Pass baton into left hand catching left hand palm up, thumb to tip, center of baton; turn baton over and place in front at waist or behind back [depending on class to be exhibited], holding baton with both hands in a STOP position.

MOVEMENT TECHNIQUE CONCEPT SUMMARY

Movement Technique is characterized by the structure of the event and by the required adherence to the written description of the movement. The most distinguishing quality of Movement Technique is that the athlete is required to focus totally on the body without the additional responsibility of the baton moves.

Each athlete performs the moves on “cue” from the evaluator. There is no music for this event. There is no freedom to choose the moves displayed as they are pre-selected moves from dance and twirling material.

In this event the athlete will not be responsible for performance factors. Each athlete will display and maintain strict adherence to prescribed technique. **Emphasis is on the skill of execution.**

Discipline, both mental and physical, is a major factor in the execution of the Movement Technique moves. The athletes are expected to strive for **ABSOLUTE PERFECTION.**

MOVEMENT TECHNIQUE PERFORMANCE PROCEDURES

EACH ATHLETE WILL BE EVALUATED SEPARATELY

1. Athlete reports to designated lane at specified time/set number
2. Licensed Evaluator indicates “ready”
3. Athlete approaches Evaluator’s table with Achievement Book/Record Card
4. After handling Achievement Book/Record Card to Evaluator, athlete goes to designated Performance Station
5. Athlete performs the prescribed acknowledgement
6. Athlete performs each move in the prescribed order on cue from the evaluator. Athlete may keep muscles loosened up by bending/stretching between required moves, especially before needles, and other moves that require extension.
7. Athlete performs the prescribed acknowledgement after the last move and waits for further instructions from the Evaluator
8. Evaluator indicates to athlete if any moves are to be repeated and athlete repeats those specified.
9. Athlete approaches table at Evaluator’s cue and receives Achievement Book/Record Card, Evaluation Form (score sheet), and award (ribbon, certificate or other designated award) from the Evaluator.

COMPULSORY CONCEPT SUMMARY

The most distinguishing quality in compulsory demonstration/competition is that the event is totally structured and is, basically, a display of skills. The athlete must conform completely to the prescribed twirls and their specifications as written.

Each athlete performs the compulsory on “cue” from the evaluator/judge. It is recommended that soft back ground music be played during the compulsory competition. (There is no special music for this event). Athletes are required to adhere to specific requirements of skills. There is no freedom to choose the twirls displayed as they are pre-selected twirls from the three major modes of twirling: contact material, rolls, aerals.

In this event the athlete will not be responsible for performance factors. Each athlete will display and maintain strict adherence to the components of good posture: head, shoulders and hips in proper alignment, lifted rib cage, seat tucked, chin level, and feet together with legs straight.

Evaluation of this event is based on technique displayed of body and baton. Emphasis is on the skill of execution. Discipline, both mental and physical, is a major factor in the execution of the compulsory twirls. The athletes are expected to strive for **ABSOLUTE PERFECTION.**

Section

6

State & Regional Competition

GENERAL RULES & PROCEDURES

1. All National events must be held at the State and Regional competitions with the exception of the National Collegiate Event, which is optional at the State and Regional level. State and Regional competitions must follow the same procedures as the National Competition unless stated otherwise in this section.
2. State competitions may be held anytime of the year.
3. **ONLY** residents of the State and Region may compete in the State Championships and Regional Championships respectively.
4. An open competition may run in conjunction with the State or Regional competition. This open competition may 1) be open to any USTA members, regardless of residency **or** 2) may be open only to residents of the State or Region. The State or Regional Council (or contest director if there is no Council) will determine which of the above will apply to the open competition and will so indicate in the contest brochure.
5. Paying the **Non-Member Fee** is a membership option (effective 9/1/08) at any State or Regional competition or any open competition/events held in conjunction with a State or Regional competition.
6. An adequate practice area will be provided at all State, Regional and National competitions, even if it is just a roped-off area of the gym.
7. An athlete/pair/team/corps is not permitted to enter the same event in more than one State competition in the same year. This also applies to the Regional competition.
8. At State and Regional competitions, all athletes must enter the competition at the age s/he is during the calendar year January 1-December 31.
9. An athlete's age is determined by how old s/he is on December 31st of the year of the competition.

REGIONS

Western:

Washington, Oregon, Idaho, Montana, Alaska, California, Nevada, Arizona, Hawaii

Central:

Colorado, Utah, Wyoming, Nebraska, Kansas, Iowa, Missouri, Oklahoma
Texas, Arkansas, Louisiana, North Dakota, South Dakota, Minnesota, New Mexico

Mideast:

Michigan, Illinois, Indiana, Ohio, Kentucky, Wisconsin

Northeast:

New York, Vermont, New Hampshire, Maine, Maryland, Massachusetts, Rhode Island,
Connecticut, New Jersey, Delaware, Pennsylvania, Virginia, West Virginia, Washington, DC.

Southeast:

Tennessee, North Carolina, South Carolina, Mississippi, Alabama, Georgia, Florida

ELIGIBILITY

1. To satisfy the membership requirement for participation in State and Regional competitions, an athlete must hold one of the following memberships:

Athlete Membership

Family Membership

Professional Membership

Organization Membership (this membership type may ONLY enter Group and Foundation Events)

Every competitor in an individual (including rating) event, sanctioned or unsanctioned, at a State, Regional, or National competition or any competition held in conjunction with a State, Regional or National competition must have an individual membership in his/her name. The **Non-Member Fee** will satisfy the membership requirement at a State or Regional Competition (effective 9/1/08). The **Non-Member Fee** will **NOT** satisfy the membership requirement for the National Competition.

2. An athlete must be a U.S. citizen or a U.S. resident and cannot compete in any other state, regional, provincial or national championships for another country. In order to compete in a USTA State or Regional competition. An alien registration card (ARC)/green card given by the United States Citizenship and Immigration Services (USCIS) signifies legal permanent residency. For citizens of other countries, an ARC/green card must be submitted along with entry as proof of US citizen/resident alien status.
3. Residency is determined by the official address on file at USTA Member Services Department and on the athlete's USTA card. A competitor is considered a resident of that State which is recorded at the USTA Membership Department and so noted on the competitor's USTA membership card. USTA members are required to submit a change of address notification to the USTA membership department when applicable. A competitor may enter ONLY one State Competition and one Regional competition in one year.
4. Groups/Pairs who qualify to compete in more than one state/regional competition because the members of the group/pair reside in more than one state or region may compete in the state/regional of their choice, but cannot compete in more than one state/regional in a given year.
5. Twirling Teams, Dance Twirl Teams and Trios who enter the Open/Festival of the Future Championships at a local, state and/or regional competition may enter in both the Beginner and Intermediate level of competition (if eligible) and the Advanced (State or Regional) level of the competition. This applies to local, state and regional competition only. This policy does not pertain to the National Championships/Festival of the Future Championships held at nationals.
6. Twirl Teams and Dance Twirl Teams who chose to compete in both categories MUST adhere to the following regulations:

a. Must compete with different routines, understanding that selected sections of choreography may be used in both routines. (i.e.: 2 baton or 3 baton section, finger series, or rolls, etc.)

b. Must utilize completely different songs/music selections

When entering Local, State, Regional and National competitions, the song/music selections **MUST** be listed on the entry form.

Violation of this rule will result in disqualification by the Competition Director.

This policy applies to local, state, regional & national competition and has been in effect since 9/1/2004.

STATE & REGIONAL COMPETITION FORMAT AND FINALS PROCEDURE

States and Regions may:

- 4) Follow the National Competition Format (refer to Section 2 page 13) or
- 5) Start all events at Combined Age Semi-Final Rounds or
- 6) Use a combination of some events starting at single age groups and others starting with combined age groups, depending on the number of entries to warrant. For example a State or Region could decide to have Solo start with Single Age Group Preliminary Rounds and all other events start with Combined Age Semi-Final Rounds.

A particular event must maintain the same level of competition. (i.e. If an event begins with a combined age group semi-final, no one particular age group can be separated to compete at the single age group level.

Regardless of which format is used all **qualifying rounds** follow the national format as to number of competitors entered and the number of competitors that move to the next Round. (Refer to Section 2).

State & Regionals Finals Procedure

- Follow the current National format and select a Grand Champion for each event from the top two Jr. Sr. and Adult athletes.
- Follow a Junior/Senior Grand Champion format.
- End the competition at the semi-final round and produce a Primary, Juvenile, Junior, Senior and Adult Semi-Final Champion.
- Select a Grand Champion in each event utilizing a method that works in the best interest for the athletes in your State/Region.

JUDGES FOR STATE/REGIONALS

1. Two judges must be used for qualifying rounds.
2. Three judges must be used for preliminary/semi-final rounds.

3. Three or five judges may be used for the Finals.
4. Three judges must be used for teams/trios. (An additional judge may be added to do the official timing only.) Three judges must be used for Parade Corps and Show Teams and four for Show Corps.

SCORING AT THE STATE/REGIONAL LEVEL Q1-Q25

2. The Qualifying Round Rating System will be used during all qualifying rounds. Rating will be flashed to the contestant and the audience. (See *Proficiency Scale in Appendix A.*)
3. The Olympic Scoring System utilizing the subjective judging process will be used for Preliminary, Semi-Final and Final rounds. (See **General Contest Rules and Procedures.**)
4. Procedures regarding **TIES**:
 - a. In **ALL** Qualifying Round competition, **ALL TIES** for last qualifying position will advance to the next round.
 - i. In the Qualifying Round, athletes who tie for seventh place will move to the Preliminary Round or Semi-Final Round (in 22+ categories); however, during this Preliminary or Semi-Final Round **ONLY 7 CONTESTANTS WILL BE PLACED**. Athletes who tie for 7th place this time will re-compete to break the tie, utilizing one or three judges and the Olympic Scoring System.
 - b. At the single age preliminary and combined age semi-final round of competition ties for 1st and 2nd will be broken following the procedure above.
5. The use of critique sheets is optional.

AWARDS FOR STATE/REGIONALS

1. State and Regional Championship awards must be awarded for the same events that are offered at the National Championships. 7 places must be awarded for preliminaries and combined age semi-finals for 22+ categories. For semi-final rounds that come from a preliminary round 8 places are awarded.
2. First place awards are at the discretion of the State/Regional director/Council. They may be medallions, plaques, trophies, etc. For awards below first place, the Official USTA Medal **ONLY** must be used for single age preliminary rounds or combined age semi-final rounds. USTA medals may be used for other levels of competition if desired. The official USTA Medal can be ordered via the USTA website shopping cart.
3. The awarding of USTA medals to the individual members of first place teams, trios and corps is optional.

Section

7

National Competition Rules & Procedures

ELIGIBILITY

1. Only U.S. citizens or U.S. residents may compete in the U.S. National Championships. Athletes may not compete in more than one state, regional, provincial or national championships regardless of country. For citizens of other countries, an ARC/green card or similar official document showing residency can be submitted along with entry as proof of US citizenship or U.S. residency status.
2. All athletes/**Duet**/groups must hold some current form of USTA membership. (See **General Competition Rules/Membership** for additional information regarding membership.)
3. There is no other qualifying requirement for the U.S. National Championships. Any USTA member may enter the competition. Past Grand National Champions may enter.
4. If a contestant/group makes a mistake on entry, the mistake will not be corrected and the contestant/group will not be allowed to perform. Entries are recorded as received. Contestants/groups may not change from one event to another event. No refunds are given.
5. Athletes must enter all USTA Competitions at the age s/he is during the calendar year January 1-December 31.

Further Explanation of the Current Competitive Age Divisions

- Primary Division: all male and female athletes who will be 9 years of age or younger during the calendar year of State, Regional & National competition (from January 1 to December 31)
- Juvenile Division: all male and female athletes who will be a minimum of 10 years of age and a maximum of 13 years of age during the calendar year of State, Regional & National competition (from January 1 to December 31)
- Junior Division: all male and female athletes who will be a minimum of 14 years of age and a maximum of 17 years of age or younger during the calendar year of State, Regional & National competition (from January 1 to December 31)
- Senior Division: all male and female athletes who will be minimum of 18 years of age and a maximum of 21 years of age during the calendar year of State, Regional & National competition (from January 1 to December 31)

- **Adult Division:** all male and female athletes who will be a minimum of 22 years of age or older during the calendar year of State, Regional & National competition (from January 1 to December 31)

EVENTS

1. All Championship Events will be offered at the U.S. National Championships in either single age preliminary or combined age semi-final rounds. There is no maximum age for competition eligibility. (See age group description in "General Rules Section 2") Championship Events are: Men's and Women's Solo, Strut, **Artistic** Twirl, 2 Baton, 3 Baton, **Duet**, **Artistic** Twirl Pairs.

The National Collegiate Event is also offered at the U.S. National Championships. (See Section 3 page 16-18 for event information).

2. All group events will be offered at the U.S. National Championships
 - **Dance Twirl Teams and Twirl Teams:**
Small and Large
Tiny Tot (Dance Twirl Teams only), Primary, Juvenile, Junior, Senior
 - **Trio:**
Primary, Juvenile, Junior, Senior
 - **Parade Corps:**
A Class, Open Class
Junior, Senior
 - **Show Corps:**
A Class, Open Class
Junior, Senior
 - **Show Teams:**
Small and Large
A Class, Open Class
Primary, Juvenile, Junior, Senior
 - **Artistic Groups**
One level (Ages 12+)
3. Twirl Teams and Dance Twirl Teams who chose to compete in both categories **MUST** compete with different routines, (understanding that selected sections may be used in both routines. i.e.: 2 baton or 3 baton section, finger series, or rolls, etc. and completely different song selections). When entering Local, State, Regional and National competitions, the song selections **MUST** be listed on the entry form. Violation of this rule will result in disqualification by the Competition Director. This policy applies to local, state, regional & national competition.
4. Twirling Teams who enter the Advanced level of competition at the National Championships may not enter the Beginner or Intermediate level of competition at the Festival of the Future Championships in the Twirling Team Event.
5. Dance Twirl Teams who enter the Advanced level of competition at the National Championships may not enter the Beginner or Intermediate level of competition at the Festival of the Future Championships in the Dance Twirl Team Event.

6. Trios who enter the Advanced level of competition at the National Championships may not enter the Beginner or Intermediate level of competition at the Festival of the Future Championships in the Trio Event.
7. The USTA Board of Directors may add or delete events at their discretion.

GROUP COMPETITION

Team, Trio, Corps and Artistic Group Directors will receive their judges critique's either on CD format in their group packets at the end of that days competition or by email from tabulation if internet access is available.

Team Finals for Twirl and Dance Twirl Teams

The juvenile, junior, and senior small team divisions will hold finals at the U.S. National Team Championships. Divisions with 15 or more teams, the top 5 teams compete in the finals. Divisions with 14 or less, the top 3 teams will compete in finals. **If there is only 1 team in a division, the team will not compete in finals.**

NUMBER OF JUDGES

Championship Events:

1. Two (2) judges must be used for Qualifying Rounds.
2. Three (3) Judges must be used for Preliminaries and semi finals. (Exception: 1 judge may be used to break a tie.)
3. Five (5) Judges must be used for Finals.

Group Events and National Collegiate Event:

Three (3) Judges must be used for Teams, Parade Corps, Show Teams and the National Collegiate Event. (An additional fourth Judge may be added to do the official timing/penalties only.)

Four (4) Judges must be used for Show Corps.

Artistic Group Judges:

Nationals:

Artistic Group – 6 Judges+ 2 penalty judges
(Total 8 judges; 2 judges for each caption) Timing/Penalty judges to record the time of the music, content restrictions, drop penalties and any other penalties for all competitors. NOTE: Two judges must be used to count drops for groups.

Note: if there are not enough judges available 1 judge may be used per caption plus one penalty judge that can also serve as the Content Restriction Judge

State/Regional Championships:

GROUP – 3 Judges + 2 Penalty Judges. If there are not enough Judges 1 judge can be used for drops/content restriction

Local Competition:

GROUP – 1 Judge for all Captions and 1 judge for Penalties/content restriction.

PROCEDURES FOR THE NATIONAL COMPETITION

1. The National Competition Director is responsible for running the National Championships. The Judges' Liaison has jurisdiction over rules and disqualification (when applicable).
2. The Set System of competition will be used at the National Competition.
3. Each competitor/group will be assigned a set number for each event and must compete on that number in the assigned lane.
4. If athlete misses her/his set number or performs on the wrong set number, - s/he will be disqualified.
5. If a contestant does not appear for her/his set, that set will run empty.
6. Entries will compete in order drawn.
7. Critique sheets will not be used at the National Competition.

AWARDS

Individual Events

PRELIMINARY ROUNDS: (Solo, Strut, **Artistic** Twirl, 2 Baton):

1 st Place:	National Championship Gold Cup
2 nd – 7 th Place:	National Championship Medal
8 th – 15 th Place:	Consolation medal
16 th & higher:	Participation ribbon

SEMI-FINAL ROUNDS that come from a Preliminary Round: (Solo, Strut, **Artistic** Twirl, 2 Baton):

1 st Place:	National Championship Silver Cup, Cash Scholarship*
2 nd – 8 th Place:	National Championship Medallion

SEMI-FINAL ROUNDS that start at Semi-Finals: (Men's Solo, Three Baton, **Duet, Artistic Twirl Pairs**, 22+ categories) and the National Collegiate Event:

1 st Place:	National Championship Silver Cup, Cash Scholarship*
2 nd – 7 th Place:	National Championship Medallion
8 th – 15 th Place:	Consolation medal
16 th & higher:	Participation ribbon

FINALS (Solo, Strut, **Artistic** Twirl, 2-Baton, 3 Baton, Men's Solo):

1 st Place:	Grand Champion Rotating Trophy, Cash Scholarship*
1 st – 6 th Place:	National Finalist Medallion, 2 nd -6 th Places Cash Scholarship*

Note:

Junior, Senior and Adult athletes receive their cash scholarship for their semi-final placement during the finals awards presentation. There is one cash scholarship awarded for each athlete that participates in finals which encompasses the semi-final award AND participation in finals.

Primary and Juvenile athletes receive their cash scholarship for their semi-final placement during the semi-final awards ceremony.

***Cash scholarships are not guaranteed. They are awarded based on donations received.**

Group Events

DIVISIONS WITH 10 OR LESS COMPETITORS:

1-3 Places - National Championship Plaques

DIVISIONS WITH 11 OR MORE COMPETITORS:

1-5 Places - National Championship Plaques

INFORMATION, PROCEDURES, AND RULES

Members of 1st place national level teams, trios and corps will receive National Recognition Medals. Members of 2nd and 3rd place national level teams, trios and corps will receive ribbons. Other non-placing team athletes will receive participation ribbons that will be in the group director packets handed out after the group awards ceremony.

Members of 1st place national twirl teams, dance twirl teams and trios may receive Cash Scholarships*.

All Group and Individual Event Competitors in Nationals and Festival of the Future will receive a National Patch as a part of their entry. These should be picked up at the registration table.

*Cash scholarships are made possible by the generous support of parents, athletes, coaches, judges, groups, councils, corporate sponsors and former bond winners. If donations permit, cash scholarships are awarded in the following amounts and in the following order:

\$250.00 Grand Champion in Solo, Men's Solo, Strut, **Artistic** Twirl, Two Baton, Three Baton

\$50.00 Finalist in Solo, Men's Solo, Strut, **Artistic** Twirl, Two Baton, Three Baton

\$50.00 Semi-Finalist Winner Juv Solo, Juv Men's Solo, Juv Strut, Juv **AT**, Juv 2 Baton, Juv 3 Baton, Pri Solo, Pri Men's Solo, Pri Strut, Pri **AT**, Pri 2 Baton

\$50.00 The National Collegiate Event Winner.

\$25.00 Sr **Duet**, Jr **Duet**, Juv **Duet**, Pri **Duet**, Sr **AT** Pairs, Jr **AT** Pairs, Juv **AT** Pairs, Pri **AT** Pairs

\$200.00 Teams (given to the director): Sr Sm Twirl, Sr Sm DT, Jr Sm Twirl, Jr Sm DT, Juv Sm Twirl, Juv Sm DT, Pri Sm Twirl, Pri Sm DT, Sr Trio, Jr Trio, Juv Trio, Pri Trio, Sr Lg Twirl, Sr Lg DT, Jr Lg Twirl, Jr Lg DT, Juv Lg Twirl, Juv Lg DT, Pri Lg Twirl, Pri Lg DT

Scoring/Tabulation for Individual and Duet Events

QUALIFYING ROUND RATING SYSTEM (Q1-Q25)

This is a rating system used to qualify competitors on the State, Regional, and National levels of competition. It is NOT a system for determining specific placement. Upon completion of the performance, the judges flash their ratings of performance. See Proficiency Scale in Appendix A.

Tabulation

1. The rating value of the two judges is added together for each contestant. (Example: a contestant who received Q/9 from one judge and Q/8 from the other judge would have a total of 17.) The athletes with the highest totals will advance to the next round.
2. When there is a tie for the last qualifying position in a round, all contestants who tied will advance to the next round.
3. Only 7 contestants in a Single Age Preliminary and in a Combined Age Semi-Final (22+ category) will be placed, regardless of the number of contestants who competed in that round.

OLYMPIC SYSTEM OF SCORING

The Olympic System of scoring is used in all Preliminary, Semi-Final and Final Rounds to determine the placement of the contestants.

Scoring Process

1. Judge assigns a numerical score to each contestant's performance immediately after it occurs and flashes said score. Score is within range of 0-10 points, utilizing hundredths. (See Proficiency Scale in Appendix A)
2. At the conclusion of the division, the Tabulator assigns place points to each contestant according to his/her placing by each judge.
3. The Tabulator confirms the recorded scores and placements with the Judge. The Judge initials the results after comparing with his/her scoring master.

Tabulation Process

The following steps will be utilized, IN ORDER, to determine the final placement in a division:

STEP #1 – Any majority of firsts will determine the first place winner ONLY. If there is no majority of firsts, revert to the lowest total PLACE POINTS (adding up the places each competitor received).

INFORMATION, PROCEDURES, AND RULES

Example: if a contestant receives 1st place from one judge and 2nd place from the other two judges, that contestant's place points would total 5. S/He would place higher than any contestants who did not receive two firsts and received a total of 6 place points or more.

STEP #2 – When there is a TIE in the place points, revert back to the total numerical score from all judges. The highest total score breaks the tie and determines the higher placement.

STEP #3 – If you have followed Step #1 and Step #2 and a TIE still remains for first place, the tied contestants must re-twirl to determine first and second place. For other circumstances when ties must be broken see section 2 page 12. In all other instances the athletes will remain tied.

Section

8

Festival of the Future Events

The Festival of the Future Event is for the beginner and intermediate athletes and groups held in conjunction with the U.S. National Championships. The competition is separate from the National Championships and does not award National titles.

ELIGIBILITY

1. Eligibility is the same as for the National Championships with the following addition:

Athletes/groups must compete at the level (i.e. beginner, intermediate) they have achieved as of the final competition deadline for the Festival of the Future. See Individual Event Rules/Eligibility for rules regarding classification as beginner and intermediate.

2. Twirling Teams who enter the Festival of the Future Championships may enter in both Beginner and Intermediate level of competition (if eligible), but they may not enter the Advanced level of the competition at the National Championships in the Twirling Team Event. (This policy does not pertain to local, state or regional competition).
3. Dance Twirl Teams who enter the Festival of the Future Championships may enter in both Beginner and Intermediate level of competition (if eligible), but they may not enter the Advanced level of the competition at the National Championships in the Dance Twirl Team Event. (This policy does not pertain to local, state or regional competition).
4. Trios who enter the Festival of the Future Championships may enter in both Beginner and Intermediate level of competition (if eligible), but they may not enter the Advanced level of the competition at the National Championships. (This policy does not pertain to local, state or regional competition).
5. Twirl Teams and Dance Twirl Teams who chose to compete in both categories **MUST** adhere to the following regulations:
 - a. Must compete with different routines, understanding that selected sections of choreography may be used in both routines. (i.e.: 2 baton or 3 baton section, finger series, or rolls, etc.)
 - b. Must utilize completely different songs/music selections
When entering Local, State, Regional and National competitions, the song/music selections **MUST** be listed on the entry form.
Violation of this rule will result in disqualification by the Competition Director.
This policy applies to local, state, regional & national competition.

EVENTS

Age divisions will be determined by the number of contestants entered. Divisions may be divided/combined at the discretion of USTA or one of its agents. Events may be added at the discretion of the USTA Board of Directors.

1. Foundation Events:
 - Basic (beginner, intermediate, advanced)
 - Military (beginner, intermediate, advanced)
 - Presentation (beginner, intermediate, advanced)
 - Parade March (beginner, intermediate, advanced)
2. Championship Events:
 - Solo (beginner, intermediate)
 - Two Baton (beginner, intermediate)
 - Three Baton (beginner, intermediate)
 - Strut (beginner, intermediate)
 - **Artistic** Twirl (beginner, intermediate)
 - **Duet** (beginner, intermediate)
 - **Artistic** Twirl Pairs (beginner, intermediate)
3. Group Events
 - Dance Twirl Teams:
 - Beginner, Intermediate; Primary, Juvenile, Junior, Senior; Small, Large
 - Tiny Tot; Beginner and Intermediate; Small, Large
 - Twirl Teams
 - Beginner, Intermediate; Primary, Juvenile, Junior, Senior; Small; Large
 - Trios
 - Beginner, Intermediate; Primary, Juvenile, Junior, Senior

JUDGES

One judge will be used for all levels of individual competition with the following exceptions:

Three judges must be used for teams/trios (an additional judge may be added to do the official timing only).

Procedures for Festival of the Future Competition

1. The Set System of competition will be used at the Festival of the Future. Each competitor/group will be assigned a set number for each event and must compete on that number in the assigned lane. If contestant misses her/his set number or performs on the wrong set number, s/he will be disqualified. If a contestant does not appear for her/his set, that set will run empty.
2. Critique sheets will not be used at the Festival of the Future.
3. Scores will not be flashed for any of the Foundation Events.

ORDER OF COMPETITION FOR EACH CHAMPIONSHIP EVENT

Qualifying Rounds

1. A qualifying round will be held for age groups which have 16 or more competitors. The qualifying round will be judged by one judge using the Olympic System of Scoring. The round will cut to seven competitors
2. Seven (7) places will be awarded in all age groups which have a qualifying round.

Preliminary Round

1. The preliminary round determines the placements from 1st to 5th (or 1st to 7th in groups which run a qualifying round).
2. Each age group will be judged by one judge using the Olympic System of Scoring.

Group Competition

1. Team/Trio directors will receive their judging critique's on electronic media by email from tabulation if internet access is available.
2. Finals will not be held for any Festival of the Future group categories.

AWARDS

Awards: Individual Events

1st Place Trophy/Plaque, 2-5 place medals in each division (2-7 in those divisions that have a qualifying round), participation ribbon for 6th and above during awards ceremonies.

All Group and Individual Event Competitors in Nationals and Festival of the Future will receive a National Patch as part of their entry. These should be picked up at the registration table.

Awards: Group Events

Divisions with 10 or less teams: 1-3 Place Trophy/Plaque

Divisions with 11 or more teams: 1-5 Place Trophy/Plaque

Member of 1st, 2nd and 3rd place teams and trios will receive a Festival of the Future Recognition Ribbon. Non placing team members will receive participation ribbons with the group director packet.

All Group and Individual Event Competitors in Nationals and Festival of the Future will receive a National Patch as part of their entry. These should be picked up at the registration table.

U.S. Trials, Pre-Trials, & U.S. International Cup Selections

US TRIALS FOR WORLD COMPETITION

The U.S. Twirling Association is the official representative to the World Baton Twirling Federation and governs the selection of the athletes who represent the United States in the World Baton Twirling Championships held every other year on even numbered years.

A Handbook containing all the rules and regulations for the U.S. Trials Program may be downloaded at www.ustwirling.com

PRE-TRIALS

The Pre-Trials event was established to prepare the athlete, coach, and judge for the more demanding Trials event through:

- Proper preparation physically, psychologically, and socially for the athlete
- Proper preparation for coaches and judges to challenge them creatively and professionally

A Handbook containing all the rules and regulations for the Pre-Trials Program may be downloaded at www.ustwirling.com

U.S. INTERNATIONAL CUP SELECTIONS

The U.S. Twirling Association is the official representative to the World Baton Twirling Federation and governs the selection of the athletes who represent the United States in the International Cup Championships held every other year on odd numbered years.

A Handbook containing all the rules and regulations for the U.S. International Cup may be downloaded at www.ustwirling.com.

Section
10

Contest Sanction Information

USTA Contest Directors may choose from the following
CLASSIFICATIONS OF CONTESTS/MEETS

1. The traditional contest offering Novice/Beginner/Intermediate/Advanced events plus Compulsories and Movement Technique.
2. Essentials Meet (Compulsory and Movement Technique Evaluations).

GENERAL SANCTION RULES/INSTRUCTIONS

For specific or additional information on general sanction rules and instructions contact USTA. Competition directors/professional members may access this information from the USTA website at www.ustwirling.com by logging into members only/documents.

Appendix

A

Championship Event Forms

- Official USTA Proficiency Scale
- Official USTA Critique Sheet
- Official USTA Judges Master
- Official USTA Collegiate Event Judges Master
- Official USTA Tabulation Master
- Official USTA Team/Trio Score Sheet
- Official USTA Team/Trio Judges Master
- Official USTA Team/Trio Tabulation Recap Sheet
- Official USTA Parade Corps Score Sheet (04)
- Official USTA Parade Corp, Show Corp, Show Team Judges Master
- Official USTA Parade Corps Tabulation & Recap
- Official USTA Show Corps Score Sheet
- Official USTA Show Corps, Show Teams Tabulation & Recap
- Official USTA Show Teams Score Sheet
- Official USTA Artistic Groups Score Sheet

To view or access these event forms, go to ustawirling.com, click on Members Only, Documents, and then select "Contest Director."