

PUBLISHED SEPTEMBER 2011

Information, Procedures and Rules



© United States Twirling Association, Inc.
www.ustwirling.com

PUBLISHED SEPTEMBER 2011

Information, Procedures and Rules

The rules and procedures of the United States Twirling Association, Inc. are initiated by its membership, analyzed within the Department system, and approved by the USTA Board of Directors.

USTA offers several other manuals which may help you to understand USTA's competitive structure:

- Coach and Judge Manuals
- Trials and Pre-Trials and International Cup Handbooks
- Competitive Achievement System Rules
- Sanction Kit

These rules and regulations supercede all others which may be in conflict with this Nineteenth Edition (Revised).

All rights reserved. Reproduction in whole or part without the express written permission of the United States Twirling Association, Inc. is prohibited.

Table of Contents

Section 1 – General Information

- History and Facts – Section 1, Page 1
- Philosophy -- Section 1, Page 3
- Safety of the Athlete -- Section 1, Page 4
- Sportsmanship/Code of Ethics – Section 1, Page 5
 - Consequences of Unsportsmanlike Behavior – Section 1, Page 5
 - USTA Code of Ethics for Coaches/Judges – Section 1, Page 6

Section 2 – General Competition Rules and Procedures

- Membership – Section 2, Page 1
 - For Participation in Individual Events – Section 2, Page 1
 - For Participation in Group Events – Section 2, Page 2
 - General Sanction Rules – Section 2, Page 2
 - Sanctioned Events – Section 2, Page 3
 - Essential Events – Section 2, Page 3
 - Foundation Events – Section 2, Page 3
 - Championship Events – Section 2, Page 4
 - Group Events – Section 2, Page 4
 - Music and Timing -- Section 2, Page 4
 - Competition Environment and Conditions – Section 2, Page 5
 - Special Circumstances – Section 2, Page 6
 - Re-competing – Section 2, Page 6
 - Disqualification – Section 2, Page 6
 - Use of USTA Score Sheets/Critique Sheets – Section 2, Page 7
 - Scoring Process – Section 2, Page 7
 - Ties on a local level – Section 2, Page 7
 - Tabulation for all competitions – Section 2, Page 7
 - Individual & Pairs Events Age Divisions – Section 2, Page 8
 - Trio, Team & Corps Age Divisions – Section 2, Page 9-11
 - Competition Format (Local, State, Region, National) – Section 2, Page 12

Section 3 – Individual Event Rules

- Eligibility Rules for Individual Events – Section 3, Page 1
- Foundation Events – Section 3, Page 3
 - Basic Strut – Section 3, Page 3
 - Military Strut – Section 3, Page 4
 - Presentation – Section 3, Page 5
 - Body Forms Levels C-BII – Section 3, Page 5
 - Rhythm Twirl – Section 3, Page 6
 - Standard Solo – Section 3, Page 7
- Championship Events – Section 3, Page 7
 - Solo – Section 3, Page 7
 - Two Baton – Section 3, Page 8
 - Three Baton – Section 3, Page 9
 - Strut – Section 3, Page 10
 - Dance Twirl – Section 3, Page 12
 - Pairs – Section 3, Page 13
 - Dance Twirl Pairs – Section 3, Page 14
 - Individual Auxiliary Events – Flag and Rifle – Section 3, Page 15

Section 4 – Group Event Rules

Group Events – Section 4, Page 1

General Rules Which Apply to Groups – Section 4, Page 1

General Rules for Dance Twirl, Twirling Teams and Trios – Section 4, Page 2

Twirling Teams – Section 4, Page 5

Dance Twirl Teams – Section 4, Page 5

Trios – Section 4, Page 6

Show Corps – Section 4, Page 7

Parade Corps – Section 4, Page 9

Show Teams – Section 4, Page 12

Section 5 – Competition Achievement System

Competition Achievement System Summary – Section 5, Page 1

Major Concepts – Section 5, Page 2

Major Goals -- Section 5, Page 2

General Rules and Procedures – Section 5, Pages 3-4

Performance and Procedures – Section 5, Page 5

Each Athlete will be evaluated separately – Section 5, Page 5

Prescribed Salute for all Compulsory Classes – Section 5, Page 5

Movement Technique Concept Summary – Section 5, Page 6

Movement Technique Performance Procedures – Section 5, Page 6

Compulsory Concept Summary – Section 5, Page 7

Section 6 – State and Regional Competition

General Rules and Procedures – Section 6, Page 1

Regions – Section 6, Page 2

Eligibility – Section 6, Page 3

State & Regional Competition Format and Finals Procedure – Section 6, Page 4-8

Judges for State/Regionals – Section 6, Page 8

Scoring at the State/Regional Level Q1-Q25 – Section 6, Page 8

Awards for State/Regionals – Section 6, Page 9

Section 7 – National Competition Rules and Procedures

Eligibility – Section 7, Page 1

Events – Section 7, Page 3

Number of Judges – Section 7, Page 4

Procedures for the National Competition – Section 7, Page 4

Awards – Section 7, Page 5

Scoring Tabulation for Individual and Pairs Events – Section 7, Page 6

Qualifying Round Rating System (Q1-Q25) – Section 7, Page 6

Olympic System of Scoring – Section 7, Page 6

Section 8 – Festival of the Future Events

Eligibility – Section 8, Page 1

Events – Section 8, Page 2

Judges – Section 8, Page 3

Procedures for Festival of the Future Competition – Section 8, Page 3

Order of Competition for Each Championship Event – Section 8, Page 3

Awards – Section 8, Page 4

Section 9 – US Trials, Pre-Trials & U.S. International Cup Selections

US Trials for World Competition – Section 9, Page 1

Pre-Trials – Section 9, Page 1

US International Cup Selection - Section 9, Page 1

Section 10 – Contest Sanction Information

Classifications of Contests/Meets – Section 11, Page 1

General Sanction Rules/Instructions – Section 11, Page 1

Section

1

General Information

HISTORY AND FACTS

The United States Twirling Association is dedicated to the development of the sport of baton twirling. It provides Competitors, Coaches, Judges, Parents and Contest personnel with an efficient competition format, twirling activities and educational programs to support these activities.

The USTA was founded in 1958 as the first national twirling organization to be run democratically, and it remains the only twirling organization to elect its Executive Board of Directors through its membership. The seven member board is elected by the Professional members who are 18 years of age and older, for a term of four years. Five members are elected, one from each sector. There are two members elected at large. Two additional advisory board members may be appointed by the board from time to time to serve as consultants and advisors for various issues and projects. They have no voting privileges and will change as needed. The Executive Board elects the Board officers - President, Vice President, and Secretary/Treasurer. The Executive Board hires the business manager of the USTA, Inc. USTA State and Regional Councils are the support system for the organization on the State and Regional levels. The Executive Board approves council by-laws, and the State/Regional Council members elect Council officers.

The original founders of the USTA are:

Bobbie Mae	Chicago, Illinois
John Kirkendall	Ypsilanti, Michigan
Nick Michalares	Bloomington, Indiana
Fred Miller	Dayton, Ohio
George Walbridge	Pompano Beach, Florida

The first National Convention was held in Chicago in 1957. The USTA sanctions National and Regional Conventions as determined by the Board of Directors. These conventions provide training classes and seminars for coaches and athletes in twirling and related areas such as dance, gymnastics, sports medicine, and sports psychology.

The first National Competition was held in 1958 in Holland, Michigan. The location is rotated geographically to encourage participation by all its members and to help develop twirling throughout the United States. This competition selects the U.S. National Champions in Solo, Two Baton, Three Baton, Strut and Dance Twirl. In addition champions are selected in Pairs, Dance Twirl Pairs, Flash Flag and Rifle. In 1984 the Festival of the Future, a competition for beginner and intermediate twirlers and teams was added to the National Championships, and the Festival has become a most popular event for the twirling stars of the future.

Since July 2009, the Membership meets annually for a General Assembly meeting at the National Championships. A sufficient notice of thirty (30) days or more of the General Assembly meeting shall be published in writing.

The USTA on even numbered years offers the U.S. Trials Competition to select a team of competitors representing the United States into the World Baton Twirling Championships. The USTA is the official representative of the United States to the World Baton Twirling Federation, which hosts the World Championships (even years) and WBTF International Cup (odd years) which alternate each summer. There are now 23 other countries world-wide which participate in these Championships.

The USTA was responsible for the addition of baton twirling to the Presidential Sports Fitness Program in 1993.

The USTA has developed extensive and comprehensive Professional Training Programs for member athletes, coaches and judges.

Judges are certified and required to update and retest regularly.

Certification for coaches was developed in coordination with the Judges' program.

USTA offers a complete system with logical, progressive skill development for teachers and coaches for training and educating athletes - *The USTA Competitive/Achievement System*.

USTA provides an informational and fun-filled e-magazine, "CATCH IT!" for its members and a website www.ustwirling.com where members may find all current information and order merchandise.

The **USTA** is the leader in the field of sport baton twirling. Not only are all of the above accomplishments **FIRSTS** – but most also represent **ONLYS**, too!

PHILOSOPHY

The United States Twirling Association exists for the development and promotion of the sport of baton twirling.

The foundation basis of all decisions and actions is based on the precept that twirling is a **TRUE SPORT**. The principles and priorities are defined as:

- Fair competitive structure
- Availability of recreational avenues
- Safety of the athlete
- Proper development of the Athlete and Professional through systemized teaching and testing programs based on the logical progression of skills, all of which service every segment of the twirling community.

We are committed to supporting and enforcing the goals and philosophies of the World Baton Twirling Federation.

We are dedicated to the nurturing of the science of baton twirling through research and development.

We recognize and accept the responsibility to initiate and lead through an emphasis on the development of innovative, challenging new programs.

We seek harmonious alliances with other twirling and sport organizations.

The business/administrative sector of the organization is structured to support and provide avenues and opportunities for growth and expansion.

We ascribe to and enforce the concept that high ethical and behavioral standards for athletes and professionals is vital to the proper psychological and social development of the individual, creating a safe and healthful environment in which to participate and which fosters growth, pride and respect.

We thoroughly understand, acknowledge and pledge to provide each athlete with the following unqualified rights:

- Right to participate at a level commensurate with the athlete's maturity and ability
- Right to have ethical and qualified adult leadership
- Right to participate in a safe and healthy environment
- Right to proper preparation and training
- Right to equal opportunity to strive for success and reach her/his own unique potential
- Right to be treated with dignity and respect
- Right to have fun in our sport

We ascribe to the concept that setting and maintaining high standards of achievement is necessary in order to sustain the environment that supports, aids, guides and fosters excellence and creativity.

SAFETY OF THE ATHLETE

The safety of the athlete is paramount! The United States Twirling Association wants to insure the prevention of injury to the athlete in all situations including the following:

- Due to the floor surface or to any other potentially hazardous conditions of the competition area and practice areas.
- Due to improper or inadequate training
- Due to any other reason, internal or external that is preventable by proper training, practicing, and appropriate supervision.

The United States Twirling Association acclaims that the safety of the athlete goes beyond proper training of movement in the gymnastic mode. It also includes all dance moves and other physical actions, as well as appropriate mental discipline.

Coaches, Judges, Athletes, Parents and Contest Personnel must recognize that there are risks inherent in every physical sport. The instrument of our sport, the baton, is potentially dangerous for the athlete, the coach, the parents and the spectators. The key is responsible education and rule enforcement by coaches, athletes, contest directors, judges, and parents.

It is the COACH'S RESPONSIBILITY to:

- Determine his/her own proficiency in coaching all potentially hazardous moves. The coach must be educated in moves for age and ability of the athlete. The coach must not teach demanding moves beyond his/her own training in each area.
- Not include movements of any type in an athlete's program that are beyond the conditioning, coordination, motor skills, physical abilities and mental capabilities of that athlete.
- Alter an athlete's program or withdraw athlete from competition if the competition conditions or health reasons so dictate to insure the safety of the athlete.
- Educate the parents/guardians as to their responsibilities.
- Educate the athlete to his/her responsibilities to insure his/her own safety.
- CONTINUALLY update his/her own education.
- Recognize that if the athlete is in pain, the coach must inform the guardian, seek medical attention when necessary, and if necessary, cease any and all activity associated directly or indirectly with the pain.

It is the PARENT'S/LEGAL GUARDIAN'S RESPONSIBILITY to:

- Inform themselves of potentially hazardous moves, the prevention of injury, the guardian's supervision responsibilities, and the conditions in which an athlete can safely practice, train and perform.
- Inform themselves of equal development of athlete in strength and flexibility, training, physical and mental stamina, proper technique for each move, appropriate moves for age and ability of athlete.
- Inform themselves of proper duration and frequency of practice on potentially hazardous moves.
- Recognize that if the athlete is in pain, the guardian must inform the coach, seek medical attention when necessary, and if necessary, cease any and all activity associated directly or indirectly with the pain.

- Ultimately make the final decision regarding the mental/physical condition of the athlete to participate.
- Inspect the conditions of the competition, practice and adjacent areas prior to permitting their child/athlete to enter such areas and if not satisfied with the safety of the conditions presented, to a) suggest that the coach alter the child's/athlete's program if the conditions so dictate; b) insure that the child's/athlete's footwear is suitable for the conditions; and c) in the absence of no other alternative, prevent the child/athlete from being present where such objectionable conditions exist.
- Supervise the activities of the child/athlete in order to protect the safety of the child/athlete and the safety of others.
- In the event of injury to the child/athlete, assume all risk and liability for such injury. If the athlete is over 18 years of age, it is the duty of the athlete to assume all risk and liability for such injury.
- If the parent is unwilling to accept any of these duties, the parent shall not permit the child to be entered into competition.

It is the ATHLETE'S RESPONSIBILITY to:

- Practice properly and train and condition as instructed by the coach.
- Communicate with coach and guardians if he/she is injured or in pain and to inform coach/guardian of the decision to alter program or withdraw from participation.
- Inform coach and guardian of his/her decision to alter his/her program or withdraw from participation when practice or competitive conditions are inappropriate for elements in his/her program.

It is the RESPONSIBILITY OF THE USTA ORGANIZATION to:

- Provide education regarding safety through educational programs and publications. Said education must be directed to all parties.
- Provide on-going safety information to all parties.

SPORTSMANSHIP/CODE OF ETHICS

USTA's primary goals are the development and promotion of good sportsmanship during competition.

Consequences of Unsportsmanlike Behavior

Demonstrations of unsportsmanlike conduct and/or unethical behavior will not be tolerated at USTA sanctioned competitions. All penalties will be in proportion to the behavioral display. Individual contestants, group competitors and spectators causing problems and disturbances will receive the following treatment.

LOCAL – Local Contest Director can suspend any person from their contest or contests.

STATE – State problems will be handled by the Council or the State Contest Director with the Council's approval. Inappropriate behavior can result in:

- Disqualification from future State Competitions. Time proportional to behavior
- Retraction of State placement and awards
- Recommendations for action to the USTA National Board of Directors if said behavior can not be handled by the Council, Contest Director or designated authority.

REGIONAL – Regional problems will be handled by the Council or Regional Director. See *STATE*.

NATIONAL – the USTA Board of Directors will rule on any behavioral disturbance not handled by the Judges' Liaison or National Competition Director.

USTA Code Of Ethics for Coaches/Judges

Purpose: to promote high standards of professional conduct.

This code is broad in scope and general in application. These prescribed rules of conduct generally apply to professional relationships and problems rather than to personal morality or the individual's non-professional pursuits.

Compliance is essentially voluntary. The Education Department Director is charged with the specific responsibility to investigate and pass judgment upon cases of alleged violation of this code. It should be noted, however, that the USTA Board of Directors are engaged in serious matters that cannot be resolved by the Education Department and its Director. The USTA Coaches' and Judges' Commissions support the USTA Board of Directors and Education Department and encourage compliance.

General Axioms Of Professional Conduct

The Coach's/Judge's conduct should be such as will:

- keep him/her physically and mentally fit
- be a worthy example for students, contestants, and parents
- bring no reproach upon himself
- bring no reproach upon the coaching or judging profession or USTA
- contribute harmony and mutual advantage in all professional relationships.

1) Conduct Standards Pertaining To Coach/Judge – Athlete Relationships

Character building is a direct result of all teaching and judgments; therefore, it is a primary responsibility of the USTA Coach/Judge. The USTA Professional works with children at an impressionable age, when example is stronger than precept. A Coach/Judge's efficiency, determined in part by his influence on athletes, depends not only on his coaching/judging skills, but also on his conduct and reputation outside the coaching situation.

A) Welfare Of The Athlete....The Coach/Judge's Paramount Concern

All interactions, whether written, verbal or demonstrative, should be protective of the athlete's self-esteem

B) Respect For The Individuality Of Each Athlete

The injunction to respect individual differences and to deal with each athlete according to his own performance and behavior is a matter of both ethics and methodology. It is a positive challenge to the Coach/Judge to relate to each child's individual performance when the task involves a mass of students/contestants in a single day of coaching/judging.

C) Objectivity

Neither by word, deed or attitude should the Coach/Judge impair the right of a child to fair and impartial treatment. There should be no trace of prejudice or preference because of style, background, previous accomplishments (or lack thereof), region or associations. Each and every athlete must be taught/judged open-mindedly with consideration to the new, the old and the unusual in material, technique and styling.

D) Courtesy

The very nature of the Coach-Student or Judge-Athlete relationship and the nervous strain of coaching/judging and performing or competing are open invitations to petty tyranny and irritability. Therefore, a Coach/Judge is encouraged to show students/athletes the same courtesy expected of them.

E) Confidentiality

The Coach/Judge is obligated to hold inviolate all confidential information s/he has about a student/athlete, including those athletes who are current or former students.

F) Qualifying To Judge An Athlete

In ALL cases it shall be the responsibility and right of the Judge and his alone, to disqualify himself from judging a particular competitor. Such disqualification must take place prior to the start of the division in question and preferably prior to the beginning of the day's competition.

Reasons to Disqualify:

- Athlete is a relative or current or former student; there must be a waiting period of six months to one year following the termination of the coach-student relationship.
- Emotional bond with athlete or with close relative of athlete
- Former commitment to an athlete so strong that the Judge is unable to sever
- Conflict situation Judge is unable to resolve or forget
- Anything positive or negative that will to any degree distract the Judge from producing an unbiased placement for that athlete.

NOTE: An athlete is a Judge's student by nature of his/her membership in the Judge's team and/or corps. Judges may judge those contestants who have been camp/clinic students only.

It is unethical to refuse to judge a division that appears difficult to decide placement or a division that includes athletes that you think dislike your decisions, or whom you fear their reaction or their parents' reaction to your decision.

2) Conduct standards pertaining to relationships with associates

A) Solicitation Of Students

The USTA Coach will never knowingly solicit the students of another coach, either by word or action.

B) Protocol For Changing Coaches

When a student/parent from another coach indicates interest in a change of coach, and a lesson is scheduled, it is the responsibility of both the parent and the new coach to notify the former coach, prior to the actual lesson. It is the responsibility of the new coach to inform the parent that s/he must contact former coach and terminate the coach-student agreement prior to the lesson. This is a professional courtesy.

C) Sharing The Coaching Role

In the case of two or more coaches for one athlete, it is advised that the coaches and parent interface on the roles of each. Mutual benefit, clarity and consistency for the athlete will then be maintained.

D) Policies

Opportunity should be maximized for Coaches/Judges to participate in the formulation of rules and in the evaluation and revision of them.

E) Mutual Helpfulness

The sharing of advice, counsel and idea exchange on methodology is to the mutual benefit of all parties and to the profession; exchange of information is obligatory.

F) Merit

The USTA Coach/Judge recognizes and appreciates the accomplishments of her/his professional peers.

Sincere respect generates positive relationships. Jealousy, selfishness, fraud, deception and false claims for advancement interfere with positive interaction and are detrimental to the promotion of the profession as well as the professional involved.

G) Non-Interference

Intrusion by comment or action with the coaching/judging duties of a contracted coach/judge by another coach/judge is a distinct infraction of professional etiquette.

H) Confidentiality

Confidential correspondence or conversations, professional evaluation, personnel records and all other confidential facts should be held inviolate by all Coaches/Judges.

I) Professional Conflict Management

Successful professional interaction dictates mutual respect throughout conflict or disagreement. Professional dignity, good name, influence, and honor of all should be maintained. Any attempt to resolve professional differences must occur at appropriate time and place.

J) Complaint Procedure

When a situation occurs in which a Coach disagrees with the methodology or conduct of another Coach, these recommendations should be engaged:

- Approach the person directly with whom you disagree. Discuss in a private environment. Be open-minded, a good listener and be specific in what you question. Do not prolong a discussion that is dead-ended. Always try to conclude the discussion amicably, even if the problem is unresolved.
- When a serious ethical question remains unresolved after discussion, contact the current Director of the Education Department and the USTA Board of Directors President. Complaint should be written concisely and with all pertinent information included.

3) Conduct Standards Pertaining To Public Relations

A) Cooperative Relations With Parents

The professionally-minded Coach/Judge will seek to exercise patience and sincere courtesy in parent-coach/judge conferences. The Coach/Judge will promote understanding and full cooperation between the coaching profession and parents. The Coach/Judge will provide insight and knowledge of coaching/judging methods, terminology or philosophy that will assist in greater understanding and goodwill.

B) Constructive, Not Destructive

It is the obligation of the Coach/Judge to provide warranted constructive criticism of the profession that will lead to solutions.

C) Professional Image

The Coach/Judge must set an example of professionalism.

4) Conduct standards in securing/terminating employment

A) Channels

It is permissible for a Coach/Judge to send a written resume and availability to State Councils or potential employers or contest directors to secure coaching/judging positions.

B) Contracts

Written or verbal contracts require immediate response from the contracted Coach/Judge. Reply must accurately reflect the Coach's/Judge's availability and willingness to teach/judge the contracted event. Any and all contractual changes, without the express written approval of the Coach/Judge, null and voids the agreement. Contract must state date(s), day(s), location, fee, overtime fee or flat fee, transportation, lodging, meal arrangements and any unusual or additional agreement requirements. Contract must be signed by both parties.

C) Wage By Merit

Pay should be on the basis of professional merit and/or scheduled fees.

D) Contract Release

Just as it is considered unethical for a Contest Director to offer a judging position and then retract the offer, so it is unethical for a Coach/Judge to fail to fulfill a contractual agreement, except due to a serious and exceptional emergency. Emergency situations requiring release from a contract warrant due notice and immediate notification of Employer and if so instructed by the Employer, adequate substitute replacement. Additional financial burdens should not be borne by Employer due to Coach's/Judge's cancellation. Contractually stated fines for failure to fulfill should be paid immediately.

E) Coaching During Contractual Hire For Judging

The Coach will not engage in coaching activities during the contractual time of a competition at which a Coach/Judge has been hired to judge without the express permission of the contractor. This includes time that is covered as a result of making the trip to judge.

5) Standards of conduct in relation to the profession

A) Pride in the profession

The Coach/Judge should have sufficient pride in his profession so that he will not apologize for it, speak disparagingly of it or fail to prepare adequately for his professional duties. The Coach/Judge should support and assist in raising the standards for entrance into the profession.

B) Pride In Association Affiliation

Professional integrity hinges upon affiliation with the United States Twirling Association, Inc. and its subsidiary organizations and endeavors. Loyalty to the Association is imperative.

C) Self-Improvement

It is the responsibility of each and every Coach/Judge to remain alert to all forms of professional progress. Growth is essential. Reasonable participation is required in professional reading, related activities, commission contribution, travel, conferences, workshops and seminars.

D) Professional Improvement

Membership, promotion and active participation in baton twirling organizations, local, state and national, are rightly expected of every professional Coach/Judge.

E) Professional Status

The Coach/Judge should actively work for such economic and social conditions as will permit Coaches to render the best possible service. Adequate salaries, due respect and reasonable working conditions are essential for an effective teaching/learning experience.

F) Decision Making

It is the primary responsibility of the USTA Judge to render an honest, knowledgeable, unbiased decision, based on the competition day performance.

G) Commitment To Decision

- The Judge should not have to defend his/her decisions.
- The Judge should always be able to justify the reasons behind his/her decisions.
- The Judge must accept full responsibility for his/her decisions.

Failure to adhere to the USTA professional code of ethics could be just cause to forfeit professional membership or certification.

General Competition Rules & Procedures

Local, State, Regional and National competitions must follow the competition rules unless so noted. The USTA sanctions contests within the United States.

MEMBERSHIP

To compete in a USTA competition an athlete or group must be a member of the United States Twirling Association. The rule applies to ALL athletes/groups competing in any events, sanctioned or unsanctioned. Membership dues must be current and may be: 1) submitted in advance of the competition to the USTA Membership Department by mail 2) submitted in advance of the competition to the USTA via our online membership service at www.ustwirling.com 3) A “member for the day” fee must be collected by a competition director from any athlete who does not possess a current membership (local, State* and Regional* contest only). A “member for the day” may not be used for National competition. *Use of “member for the day” at State & Regional contests was implemented as a new option effective 9/1/08.

All other membership classifications must be paid to the USTA Member Services Department. USTA membership dues expire on August 31 of each year no matter when you apply.

For participation in individual events:

To satisfy the membership requirement for participation in an individual event, an athlete may hold one of the following memberships:

- First Year membership
- Full membership
- Elite membership
- Family membership
- Professional or Professional Elite membership
- Member for a Day (**local, State & Regional contests only**)
- Organization or Team Athlete (this membership type may enter Foundation Events **ONLY** in addition to any Team/Group events). Implemented effective 9/1/08.

Every competitor in an individual event at the National competition or any competition held in conjunction with the National competition must have an individual membership in his/her name. The Member for a Day will **not** satisfy the membership requirement at the National competition. An organization/team athlete membership will allow those athletes to enter Foundation Events.

For participation in group events:

A trio, team or corps may satisfy the membership requirement for participation in a group event in one of the following ways.

- Each individual in the team/corps may have a membership in his/her name or pay the Member for a Day fee. The Member for a Day will not satisfy the membership requirement for the National competition or at a competition held in conjunction with the National competition.
- A trio/team/corps may hold a group membership. This allows the same team or corps to compete in any group event (example: both dance twirl team and twirl team or both parade corps and show corps). Changing the membership of the group in any way (example: adding a member to make a large team) constitutes a different team, and another group membership is required.
- An organization may have an organization membership. This is an umbrella membership that satisfies the membership requirement for all groups which are a part of that organization. A complete roster of the organization, including birth dates, addresses, etc. must accompany a request for organization membership.
- An individual athlete may not use a group or organization membership to satisfy the membership requirement for participation in an individual event, except for foundation events. This membership type may enter Foundation Events **ONLY** in addition to any Team/Group events. Implemented effective 9/1/08.

General Sanction Rules

1. Written USTA Contest Sanction Form must be submitted and approved by the USTA. The USTA Contest Director, as stated and approved on the sanction form, is the official representative of the United States Twirling Association and as such, is responsible to the USTA for the accurate enforcement of all USTA rules, regulation, and philosophy. USTA sanctioned contests will use the current official USTA music, USTA score sheets, and USTA certified judges.
2. Sanctioned events of the State, Regional and National competitions will be used at all local USTA competitions. USTA may grant waivers for exceptions.
3. Non-sanctioned events may be held at USTA sanctioned contests; however, these events must be clearly designated as non-sanctioned on the contest brochure. Rules and procedures for non-sanctioned events are at the discretion of the local Contest Director. The USTA music may be used for non-sanctioned events at a sanctioned contest; the USTA critique/score sheets may **not** be used for non-sanctioned events.
4. The USTA does **NOT** sanction all-trophy contests.
5. Classifications (proficiency levels) must be on the brochure.
6. The USTA does not recognize fire baton contests and will not assume responsibility for such.
7. Any person applying for a USTA contest sanction who is not a USTA certified judge must have a USTA certified judge co-sign the sanction application.

8. Admission may be charged at a contest. The amount charged will be determined by the contest director or sponsoring organization. Contestants will **NOT** be charged admission.
9. In the event that a contest is postponed due to weather conditions, no entry will be returned to contestants. Contest will be rescheduled with the approval of USTA.
10. The contest director will pay a surcharge per contestant/group at each contest to USTA Member Services. The surcharge will be used for liability insurance coverage. The surcharge may be included in the contestant's entry fee or levied as an additional fee to be paid by each contestant. Contest Director will send a copy of the Set System/Program along with the total fee. The surcharge fee for the local competition is 50¢ per contestant/group. The surcharge for State and Regional competitions is \$1.00 per individual, \$2.50 per team, and \$5.00 per corps.
11. Unauthorized use by individual, groups or councils of the official USTA contest music or of the official USTA score sheets, use of non-USTA licensed Judges on sanctioned events, non-adherence to USTA rules and regulations or false claim of an official USTA contest sanction, or failure to secure appropriate waiver(s), or unlawful use of registered USTA logos will result in one or more of the following:
 - a. Upon review by the USTA Board of Directors, future contest sanction(s) may be denied for a prescribed time. USTA will assume the continued USTA offerings of these programs.
 - b. Sanctions for other USTA events, such as USTA Coach or Judge certification workshops, may be denied for a prescribed time.
 - c. Continued unauthorized use of USTA sanctions, titles, music, score sheets, logos, waivers will result in litigation against said individual, group, or Council.

Sanctioned Events

The USTA sanctioned events are:

Essential Events:

- Compulsories
- Movement Technique
- Standard Solo

Foundation Events:

- Basic - beginner, intermediate, advanced
- Military - beginner, intermediate, advanced
- Presentation - beginner, intermediate, advanced
- Body Forms (levels C through BII)
- Rhythm Twirl (levels C through AAA)
- Short Program (Elite)

Participation levels for Body Forms and Rhythm Twirl are determined by the athlete's lower classification in compulsories and movement technique. For further information regarding participation based upon compulsory/movement technique level, see *Competitive/Achievement System – General Rules and Procedures*.

Championship Events

- Solo (novice, beginner, intermediate, advanced)
- Two Baton (beginner, intermediate, advanced)
- Three Baton (beginner, intermediate [optional], advanced)
- Strut (beginner, intermediate, advanced)
- Dance Twirl (novice, beginner, intermediate, advanced)
- Pairs (beginner, intermediate [optional], advanced)
- Dance Twirl Pairs (beginner, intermediate [optional], advanced)
- Flash Flag
- Rifle

Group Events

- Twirl Teams (beginner, intermediate [optional], advanced)
- Dance Twirl Teams (beginner, intermediate [optional], advanced)
- Trios (Beginner, Intermediate, [optional], Advanced)
- Parade Corps (A Class, Open Class)
- Show Corps (A Class, Open Class)
- Show Teams (A Class, Open Class)

All sanctioned events must be offered at USTA contests unless a waiver is submitted to USTA and approved in writing.

Music and Timing

1. The National Anthem of the United States will be played at the beginning of every USTA contest. If entries from foreign countries warrant, those countries' National Anthem(s) may be played following the "Star Spangled Banner".
2. All USTA sanctioned contests must use the official USTA contest music and the current official USTA Dance Twirl music.
3. Non-sanctioned events at a USTA contest may use the official USTA contest music.
4. The musical selections for all contests shall be as follows:

NEW 2010 Official USTA 1½ minute selection adopted from WBTF will be used for:

- Novice, beginner and intermediate Solo
- All Two and Three Baton
- Beginner and intermediate Pairs
- Flash Flag & Rifle

Official USTA strut selection (1:10 min) will be used for

- All strut

NEW 2010 Official USTA 1:35 minute selection adopted from WBTF will be used for:

- Advanced Solo
- Advanced Pairs

NEW 2011-2012 Official USTA Dance Twirl selection (adopted from WBTF Artistic Twirl) will be used for all Dance Twirl and Dance Twirl Pairs. The Dance Twirl/Artistic Twirl music can be downloaded by USTA members on the USTA website.

5. Timing for all individual events and the Pairs event will begin on the first note of the music and end on the last note of music. The length of the musical selection will determine timing.

Competition Environment and Conditions

1. SMOKING IS PROHIBITED in the competition and practice areas at ALL USTA competitions.
2. Spectators and non-performing athletes are to stay clear of the competition floor while music is being played.
3. Judges' tables must be clear of spectators and athletes at ALL times.
4. USTA permits anyone to film, videotape or photograph at any contest as long as it is NOT flash or any other lighting and NOT on the competition floor. Contest Director may make special exception for the media.
5. Three warm-up selections will be played for each event at ALL USTA competitions. Only the athletes in that event will warm up at that time. If a practice area is available or for twirl offs, three warm-up selections are not required, but are recommended for the athlete's benefit.
6. Athletes are to be given a minimum of 3 sets (six minutes) between performances on ALL championship events at all levels of competition (Local, State, Regional, and National). If the contestant signals that s/he is ready to perform before that elapsed time, s/he may do so. It must be the contestant's decision.
7. All participating contestants must have a minimum of 12 feet of space between them and the contestant on either side.
8. Athletes competing in tie breaking or championship twirl-offs will perform individually. Athletes will NOT be required to perform with all athletes on the floor simultaneously for twirl-offs.

Special Circumstances

1. Upon proper documentation to USTA, handicapped contestants will be allowed appropriate aid during competition.
2. If requested, the contest will run a special lane for handicapped contestants. It will be judged on a rating system. There will be no entry fees and all contestants will receive a Certificate of Achievement and a critique sheet. This does not exclude these athletes from competing in the regular competition if so desired. The USTA 1½ minute solo selection is to be used.

Re-Competing

1. A competitor will be allowed to re-perform without penalty if her/his baton breaks during a competition performance.
2. A competitor will be allowed to re-perform if a baton ball or tip is lost during a competition performance. No penalty.
3. INTERFERENCE: If two performing contestants have contact to the extent that it disrupts either performance, or if outside interference should occur, the officiating Judges are required to decide if these contestants will re-perform.
4. If an athlete is unable to complete a performance because of obstructions or any other unusual circumstance, that athlete will be allowed to re-compete at the discretion of the Contest Director. Officiating Judge will be consulted.

Disqualification

This applies to all USTA competitions. Disqualification will result for any and all infractions of the following rules:

1. NO water, rosin or powder or wax is to be used in the competition area.
2. Athletes must perform on assigned set number; performing on the wrong set number OR missing assigned set number will result in disqualification.
3. Unsportsmanlike conduct will result in disqualification; see Section on “Sportsmanship”
4. See Disqualification Rules for Groups in Group section

NOTE: *Obstruction will not be reason for disqualification.*

Use of Official USTA Score Sheets/Critique Sheets

1. Pens only are to be used on score/critique sheets.
2. USTA score sheets may NOT be used for non-sanctioned events.
3. Critique sheets will be used for all levels of championship events at local competitions. Scores in these events will be flashed.
4. Critique sheets are not used for the National competition and are optional at State and Regional competitions.
5. Only USTA Contest Directors, authorized by current contest sanction approval, may reproduce USTA score sheets and critique sheets.

Scoring Process

1. The scoring process for all Championship Events is by flashcard on a 10-point scale utilizing hundredths (Olympic Scoring System). The judge assigns a numerical score to each contestant's performance immediately after it occurs and flashes said score.
2. Scoring is based on athlete's proficiency. The subjective scoring process for Championship Events is as follows:

Technical Analysis, Composition Analysis, Performance Analysis, Estimated Demand Range, Final Analysis/Score. *(For further information regarding the Subjective Judging Process, see Appendix A)*

Ties on Local Level

1. Ties for first place must be broken by re-competing using the same Judge.
2. Ties below first place will remain tied and one placement will be skipped. EX: a second place tie, the next place is fourth.

Tabulation for All Competitions

1. A list of winners must be presented to the Judge for confirmation and initials BEFORE any official announcement of winners can be made.
2. Any error in Tabulation found and reported to the Contest Director within 24 hours will be officially corrected and the contestant placed in his/her proper place. If the said error is not reported within 24 hours, the contest results will stand as announced.
3. A first place award must be given in all USTA sanctioned events regardless of number of entries.

INDIVIDUAL & PAIRS EVENTS AGE DIVISIONS

INDIVIDUAL EVENTS:

Events which may be run with single or combined age groups:

- **Women's' Solo, Two Baton, Strut, and Dance Twirl, single age groups:**
0-6,7, 8, 9, 10, 11, 12, 13, 14, 15, 16, 17, 18, 19, 20, 21+
- **Women's' Solo, Two Baton, Strut, and Dance Twirl combined age groups:**
Primary (0-8); Juvenile (9-12); Junior (13-16); Senior (17-20); Adult (21+)

Events with combined age groups only:

- **Men's Solo combined age groups:**
Primary (0-8); Juvenile (9-12); Junior (13-16); Senior (17-20); Adult (21+)
- **Three Baton combined age groups:**
Juvenile (9-12); Junior (13-16); Senior (17-20); Adult (21+)
- **Flag (Pike), and Rifle combined age groups:**
Junior (0-16); Senior (17+)

PAIRS EVENT:

Age Divisions:

- Primary (combined ages 0-16)
- Juvenile (combined ages 17-24)
- Junior (combined ages 25-32)
- Senior (combined ages 33+)

DANCE TWIRL PAIRS EVENT:

Age Divisions:

- Primary (combined ages 0-16)
- Juvenile (combined ages 17-24)
- Junior (combined ages 25-32)
- Senior (combined ages 33+)

TRIO, TEAM & CORPS EVENTS AGE DIVISIONS

TWIRL TEAMS, DANCE TWIRL TEAMS & TRIOS

- Tiny Tot – all members **MUST** be age 7 or under (This age division is offered in Dance Twirl Teams only and is optional at the local, state and regional level. Tiny Tot is **NOT** offered in Twirl Teams or Trios).
- Primary – average age of 9.99 or under
- Juvenile – average age of 10.0-12.99; a group with an average age of less than 10.0 may choose to compete in the Juvenile division rather than the Primary division if at least one member is 10-12 years old and no member is over 12 years of age.
- Junior – average age of 13.0-15.99; a group with an average age of less than 13.0 may choose to compete in the Junior division rather than the Primary or Juvenile division if at least one member is 13-15 years old and no member is over 15 years of age.
- Senior – average age of 16.0 or over; a group with an average age of less than 16.0 may choose to compete in the Senior division rather than the Primary, Juvenile, or Junior divisions if at least one member is 16 years or older.

Refer to #1 under General Rules which apply to groups for procedure to establish average age. (Section 4 –page1)

Dance Twirl, Twirling Teams and Trios may only compete in one age category per event unless there is a 25% or more change in team personnel and one or more members is of the next age division.

Example: A team is qualified to enter the primary division. That team may not also enter the juvenile division unless 25% or more of the personnel changes and

- 1) the average age becomes 10.0-12.99 or
- 2) at least one member is of juvenile age.

This rule is applicable for team changing age classifications from Primary/Juvenile/Junior/ Senior and does not restrict changing classification from small to large.

SHOW CORPS

Determining the Age Division:

The process of establishing a corps' age division will be determined by the average age of the twirling members. Each group will have the option of competing in an older age division than its average age if there is at least one twirling member whose age is within that higher age division.

When the average age has a decimal digit, drop the decimal and use only the number as the average age. Example: 14.9 = 14.0

AGE DIVISIONS:

Junior Corps – average age of twirling members is 0-15.99.

Senior Corps – average age of twirling members is 16.0+.

Auxiliary members' ages (all non-twirling members) – No age requirement. Ages of auxiliary members are not figured in the average age. Auxiliary members must hold USTA membership.

Those parents/coaches that assist with setting up the background scenery, props, costume changes, etc and do not perform as part of the Show Corps are not considered auxiliary members and therefore do not require USTA membership.

In order to compete in more than one age division or class, a corps must change at least 25% of its twirling members.

PARADE CORPS

Determining the Age Division:

The process of establishing a corps' age division will be determined by the average age of the twirling members. Each group will have the option of competing in an older age division than its average age if there is at least one twirling member whose age is within that higher age division.

When the average age has a decimal digit, drop the decimal and use only the number as the average age. Example: 14.9 = 14.0

AGE DIVISIONS:

Junior Corps – average age of twirling members is 0-15.99.

Senior Corps – average age of twirling members is 16.0+.

Auxiliary members' ages (all non-twirling members) – No age requirement. Ages of auxiliary members are not figured in the average age. Auxiliary members must hold USTA membership.

In order to compete in more than one age division or class, a corps must change at least 25% of its twirling members.

SHOW TEAMS

Determining the Age Division:

The process of establishing a show teams age division will be determined by the average age of the twirling members. Each group will have the option of competing in an older age division than its average age if there is at least one twirling member whose age is within that higher age division.

When the average age has a decimal digit, drop the decimal and use only the number as the average age. Example: 14.9 = 14.0

AGE DIVISIONS:

Primary Show Team – average age of twirling members is 9.99 or under.

Juvenile Show Team – average age of twirling members is 10.0 -12.99.

Junior Show Team – average age of twirling members is 13.0 -15.99.

Senior Show Team – average age of twirling members is 16.0+.

Auxiliary members' ages (all non-twirling members) – No age requirement. Ages of auxiliary members are not figured in the average age. Auxiliary members must hold USTA membership.

Those parents/coaches that assist with setting up the background scenery, props, costume changes, etc and do not perform as part of the Show Team are not considered auxiliary members and therefore do not require USTA membership.

In order to compete in more than one age division or class, a show team must change at least 25% of its twirling members.

USTA COMPETITION FORMATS

LOCAL FORMAT:

Competition begins with single age or combined age divisions. Competition directors have the right to combine or divide age groups as entries warrant.

STATE & REGIONAL COMPETITION FORMAT AND FINALS PROCEDURE:

PLAN #1 – 75 or more contestants

Qualifying Rounds

1. **Qualifying Round # 1** - Age groups (Single/Combined Ages) with more than 40 competitors entered will begin competition at Qualifying Round #1.
 - a. All competitors will appear for Qualifying Round #1.
 - b. In case of no shows, lane will run empty.
 - c. Contestants will not perform ahead of assigned set number.
 - d. The top 30 competitors will advance to Round #2.

2. **Qualifying Round # 2** - Age groups (Single/Combined Ages) with 21-40 competitors entered will begin competition at Qualifying Round #2, following the same procedures as Round #1.

The top 15 competitors will advance to Round #3.

3. **Qualifying Round # 3** – Age groups (Single/Combined Ages) with **15-20 competitors entered** will begin competition at **Qualifying Round #3**, following the same procedure as Round #2.

The top 7 competitors will advance to the Preliminary Round.

4. No Qualifying Rounds:

Age groups (Single/ Combined Ages) with **14 or less competitors entered** will begin at the Preliminary Round with no qualifying round.

5. All Qualifying Rounds are judged on the Qualifying Round Rating System (Q1 – Q25). See *Proficiency Scale in Appendix A*.
6. Ratings are flashed to the athlete and audience immediately following the performance.

7. Procedures regarding **TIES**: in **ALL** Qualifying Round competition, **ALL TIES** for last qualifying position will advance to the next round.
 - a. In the Qualifying Round # 3 those athletes who tie for seventh place will move to the Preliminary Round; however, during this Preliminary Round **ONLY 7 CONTESTANTS WILL BE PLACED**. Athletes who tie for 7th place this time will re-compete to break the tie, utilizing one or three judges and the Olympic Scoring System.
8. Two judges are used for all qualifying round competition.

Preliminary Round

- Competition begins with Single Age Preliminaries in Women's Solo, Two Baton, Strut, and Dance Twirl Solo. 0-6, 7, 8, 9, 10, 11, 12, 13, 14, 15, 16, 17, 18, 19, 20. (The 21 + combined age begins at the semi-final round (see below).
7 places are awarded.

Semi-Final Round

- Competition begins with a combined Age Semi-Final Round in the following events:
Women's Solo (Adult 21+), Two Baton (Adult 21+), Strut (Adult 21+), and Dance Twirl Solo (Adult 21+);
Men's Solo (Primary 0-8, Juvenile 9-12, Junior 13-16, Senior 17-20, Adult 21+);
Three Baton (Juvenile 9-12, Junior 13-16, Senior 17-20, Adult 21+);
Pairs and Dance Twirl Pairs (Primary 0-16, Juvenile 17- 24, Junior 25-32, Senior 33+);
Flag/Rifle (Junior 0-16, Senior 17+).
7 places are awarded.
- Following the Single Age Group Preliminary Round in Women's Solo, Two Baton, Strut, and Dance Twirl Solo, the top two Single Age Group Preliminary winners will advance to the next round of competition. This round of competition will be a combined age Semi-Final Round. It will occur following the preliminary round of competition.
- All Adult Age Groups events (21+) and the events of Men's Solo and 3 Baton which begin with a Combined Age Semi-Final Round, will proceed directly to the Final Round.
- Pairs, Dance Twirl Pairs, Flag & Rifle all finish competition with the Semi-Final Round. There is not an overall Grand Champion title awarded in these events.

Final Round

- The State/Regional Finals will consist of the following:
 For Women's Solo, Men's Solo, Two Baton, Three Baton, Strut, and Dance Twirl
 Solo:
 The 1st and 2nd place winners in the Junior, Senior and Adult Combined Age Semi-Final rounds (maximum of 6 competitors only) will compete for one Overall Grand Champion title in each event.

NOTE:

Primary athletes (0-8) and Juvenile athletes (9-12) will finish competition with the semi-final round. They do not advance to the Final Round to select the overall Grand Champion title in each event.

The events of Pairs, Dance Twirl Pairs, Flag and Rifle all finish competition with the semi-final round. There is not an overall Grand Champion title awarded in these events.

PLAN #2 – 74 or less contestants

All individual events begin competition with Combined Age Groups:

Qualifying Round

1. **Qualifying Round # 1** - Age groups (Single/Combined Ages) with more than 40 competitors entered will begin competition at Qualifying Round #1.
 - a. All competitors will appear for Qualifying Round #1.
 - b. In case of no shows, lane will run empty.
 - c. Contestants will not perform ahead of assigned set number.
 - d. The top 30 competitors will advance to Round #2.
2. **Qualifying Round # 2** - Age groups (Single/Combined Ages) with 21-40 competitors entered will begin competition at Qualifying Round #2, following the same procedures as Round #1.

The top 15 competitors will advance to Round #3.

3. **Qualifying Round # 3** – Age groups (Single/Combined Ages) with **15-20 competitors entered** will begin competition at **Qualifying Round #3**, following the same procedure as Round #2.

The top 7 competitors will advance to the Preliminary Round.

4. **No Qualifying Rounds:**

Age groups (Single/ Combined Ages) with **14 or less competitors entered** will begin at the Preliminary Round with no qualifying round.

5. All Qualifying Rounds are judged on the Qualifying Round Rating System (Q1 – Q25). See *Proficiency Scale in Appendix A*.
6. Ratings are flashed to the athlete and audience immediately following the performance.
7. Procedures regarding **TIES**: in **ALL** Qualifying Round competition, **ALL TIES** for last qualifying position will advance to the next round.
 - a. In the Qualifying Round # 3 those athletes who tie for seventh place will move to the Preliminary Round; however, during this Preliminary Round **ONLY 7 CONTESTANTS WILL BE PLACED**. Athletes who tie for 7th place this time will re-compete to break the tie, utilizing one or three judges and the Olympic Scoring System.
8. Two judges are used for all qualifying round competition.

Semi-Final Round

All individual events begin competition with the Combined Age Group Semi-Final Round:

Women's Solo, Men's Solo, Two Baton, Strut, and Dance Twirl Solo

- Primary 0-8, Juvenile 9-12, Junior 13-16, Senior 17-20, Adult 21+

Three Baton

- Juvenile 9-12, Junior 13-16, Senior 17-20, Adult 21+ (there is no Primary 0-8).

7 places are awarded in each age group

Final Round

- The State/Regional Finals will consist of the following:
 For Women's Solo, Men's Solo, Two Baton, Three Baton, Strut, and Dance Twirl Solo:
 The 1st and 2nd place winners in the Junior, Senior and Adult Combined Age Semi-Final rounds (maximum of 6 competitors only), will compete for one Overall Grand Champion title in each event.

NOTE:

Primary athletes (0-8) and Juvenile athletes (9-12) will finish competition with the semi-final round. They do not advance to the Final Round to select the overall Grand Champion title in each event.

The events of Pairs, Dance Twirl Pairs, Flag and Rifle all finish competition with the semi-final round. There is not an overall Grand Champion title awarded in these events.

PLAN #3 – combination of Plans #1 & #2

- Approval for this format must be obtained from USTA. State/Regional Competitions wishing to use a combination of #1 and #2 may do so, depending on the number of entries to warrant. For example a State or Region could decide to have Solo start with Single Age Group Preliminary Rounds and all other events start with Combined Age Semi-Final Rounds.
- A particular event must maintain the same level of competition. (i.e. If an event begins with a Combined Age Group Preliminary, no one particular age group can be separated to compete at the single age group level.)

NATIONAL COMPETITION FORMAT:

THE NATIONAL CHAMPIONSHIP EVENTS ARE:

Women's Solo, Men's Solo, 2-Baton, 3-Baton, Strut, Dance Twirl, Pairs, Dance Twirl Pairs, Rifle, Flag

Qualifying Rounds

1. **Qualifying Round # 1** - Age groups (Single/Combined Ages) with more than 40 competitors entered will begin competition at Qualifying Round #1.
 - a. All competitors will appear for Qualifying Round #1.
 - b. In case of no shows, lane will run empty.
 - c. Contestants will not perform ahead of assigned set number.
 - d. The top 30 competitors will advance to Round #2.

2. **Qualifying Round # 2** - Age groups (Single/Combined Ages) with 21-40 competitors entered will begin competition at Qualifying Round #2, following the same procedures as Round #1.

The top 15 competitors will advance to Round #3.

3. **Qualifying Round # 3** – Age groups (Single/Combined Ages) with **15-20 competitors entered** will begin competition at **Qualifying Round #3**, following the same procedure as Round #2.

The top 7 competitors will advance to the Preliminary Round.

4. **No Qualifying Rounds:**

Age groups (Single/ Combined Ages) with **14 or less competitors entered** will begin at the Preliminary Round with no qualifying round.

5. All Qualifying Rounds are judged on the Qualifying Round Rating System (Q1 – Q25). See *Proficiency Scale in Appendix A*.
6. Ratings are flashed to the athlete and audience immediately following the performance.

7. Procedures regarding **TIES**: in **ALL** Qualifying Round competition, **ALL TIES** for last qualifying position will advance to the next round.
 - a. In the Qualifying Round # 3 those athletes who tie for seventh place will move to the Preliminary Round; however, during this Preliminary Round **ONLY 7 CONTESTANTS WILL BE PLACED**. Athletes who tie for 7th place this time will re-compete to break the tie, utilizing one or three judges and the Olympic Scoring System.
8. Two judges are used for all qualifying round competition.

Preliminary Round

1. Age groups (Single/Combined Age) with 14 or less competitors entered will begin competition at the Preliminary Round.
2. Each Preliminary is judged by three judges, utilizing the Olympic System of scoring. Scores are flashed to the contestant and to the audience immediately following the performance.
3. 7 Competitors will be placed
4. Ties at the preliminary level of competition for 1st, 2nd, and 7th will be broken. Tied contestants will re-compete, judged by one or three judges utilizing the Olympic Scoring System.

The **1st and 2nd place** winners in each Single Age Preliminary will advance to the Semi-Final Round of competition.

The **1st and 2nd place** winners in each Combined Age Preliminary (Excluding Pairs, Dance Twirl Pairs, Rifle and Flag), will advance to the Final Round of competition. When utilizing the combined age Preliminary method for an event, the 21+ would also be considered a combined age preliminary, in an effort to treat all things the same and thus the 1st and 2nd place winners only, will advance to the Grand Champion Final. Ties for **2nd** will be broken.

5. After the preliminaries, the contest director must be notified of a contestant's intention to compete or not compete in the semi-final/final round. If the 1st and 2nd place winner of a single age Preliminary or the 1st and 2nd place winner of a combined age Preliminary does not re-compete (at the semi-final or final round), the athlete shall not forfeit the title and award of that competition. The replacement athlete shall be the next competitor in order of placing through 7th place and must be ready to compete without delay, at the time of the semi-final/final round competition.

For Pairs, Dance Twirl Pairs, Flag & Rifle:

6. Pairs, Dance Twirl Pairs, Flag & Rifle will finish competition with the Preliminary Round. There is no Final Round in these events.

Semi-Final Round

1. The **1st and 2nd place** winners in the Single Age Preliminary Rounds are the competitors in the Semi-Final Round for Primary, Juvenile, Junior and Senior Champions.
2. The **1st and 2nd place** winners in the Combined Age Preliminary Rounds (Excluding Pairs, Dance Twirl Pairs, Rifle and Flag), are the competitors in the Final Round for National

Grand Champion. The 21+ Adult Preliminary is considered a combined age preliminary, thus the 1st and 2nd place winners only, will advance to the Grand Champion Final.

3. *NOTE:* Primary athletes (0-8) and Juvenile athletes (9-11) will finish competition with the semi-final round. Each winner of the semi-final round is considered the Primary (0-8) and Juvenile (9-11) Grand Champion respectively. Primary and Juvenile athletes do not move into the final round for the Grand National Champion. The Primary and Juvenile Grand Champions should be prepared to perform an exhibition during the Grand National Finals competition.
4. Each semi-final is judged by 3 judges, utilizing the Olympic System of scoring. Scores will be flashed following the performance of each competitor.
5. Tabulation will do the draw for order of appearance for the semi-final round.
6. Pairs, Dance Twirl Pairs, Flag, Rifle, will finish competition with the Preliminary Round. There is no semi-final/final round in these events.

Final Round

1. The **1st and 2nd place** winners in the Junior, Senior and Adult combined age semi-final rounds are the competitors in the Finals Competition, competing for the title of Grand National Champion.
2. Each Final is judged by 5 judges, utilizing the Olympic System of scoring. Scores will be flashed following the performance of each competitor.
3. Tabulation will do the draw for order of appearance for the Final Round.
4. Pairs, Dance Twirl Pairs, Flag, Rifle, will finish competition with the Preliminary Round. There is no Final Round in these events.

Individual Event Rules

ELIGIBILITY RULES FOR INDIVIDUAL EVENTS

1. CLASSIFICATIONS (PROFICIENCY LEVELS) – Records to be maintained separately for each event.
 - NOVICE – A contestant who has never won a competitive first place in that event.
 - BEGINNER – A contestant who has won less than five (5) competitive first place awards in that event. When the fifth first place award is won, the contestant may no longer enter the Beginner division in that event.
 - INTERMEDIATE – A contestant who has won less than ten (10) competitive first place awards in that event. When the tenth first place award is won, the contestant may no longer enter the intermediate division in that event.
 - ADVANCED – A contestant who has won ten (10) or more competitive first place awards in a particular event.

First places won at any level of competition in an event count toward advancement in that event. (Example: an athlete who has won 1 first place in Novice Solo and 4 first places in Beginner Solo has won a total of 5 first places in solo and must compete at the intermediate level in solo.)

2. The above proficiency levels must be listed on the contest brochure within the Eligibility Rules. All competition awards, excluding school and studio awards are counted towards a contestant's classification eligibility. Awards are counted towards the specific event of the win. Events are counted separately. A Twirl off win does not count as a first place win towards advancement. However, a finals win in a specific event is considered an eligible award and should be counted when determining an athlete's classification eligibility.
3. An Intermediate or advanced competitor may NEVER compete in a lower classification than they are presently in, but a contestant may enter a higher classification. When the contestant has won the designated number of firsts for that event, the contestant must move up.
4. When counting first place awards to move from Beginner to Intermediate to Advanced, only COMPETITIVE firsts (at least one other person in competition) are counted.

5. An athlete must enter at the proficiency level attained by the entry deadline for said competition.

Example 1: The deadline for the State and Open contest is April 1. An athlete is a beginner at the time of the deadline. The athlete is eligible to enter the beginner classification for this competition. If the athlete wins his/her 5th first place between the date of the deadline and the day of the contest, the athlete may still compete in the beginner category.

Example 2: An Athlete enters Competition as a beginner on February 1. The deadline is February 15. The athlete wins her 5th first place on February 8. Athlete must notify contest director immediately that she has moved to the intermediate category.

6. Male and female competitors will compete in the same division, except in ADVANCED SOLO division for the State, Regional and National competitions. ADVANCED MEN'S SOLO will be offered at the State, Regional and National levels.
7. Contest Directors have the right to combine or divide age groups as the entries warrant.
8. The Contest Director has the privilege of demanding proof of age whenever questionable.
9. A winner of a State, Regional or National title is eligible to enter future State, Regional or National contests.
10. All athletes will compete in all USTA Competitions at the age s/he will be during the calendar year January 1-December 31. (An athlete's age is determined by how old s/he is on December 31st of the year of the competition.)
11. RESIDENCY RULE: A competitor is considered a resident of that State which is recorded at the USTA Membership Department and so noted on the competitor's USTA membership card. USTA members are required to submit a change of address notification to the USTA membership department when applicable. A competitor may enter ONLY one State Competition and one Regional competition in one year.
12. An athlete must be a US citizen/resident alien to compete in a USTA State, Regional, National, or International Competition (on behalf of the USTA).
13. USTA Teacher/Coaches are permitted to compete against their own students.
14. An individual cannot be a judge and a competitor at the same competition (throughout the duration of the competition). This applies to all competitions.
15. When a member owes funds to USTA and/or payments are delinquent, participation by that member will be prohibited until these debts have been satisfied.

FOUNDATION EVENTS

Basic Strut

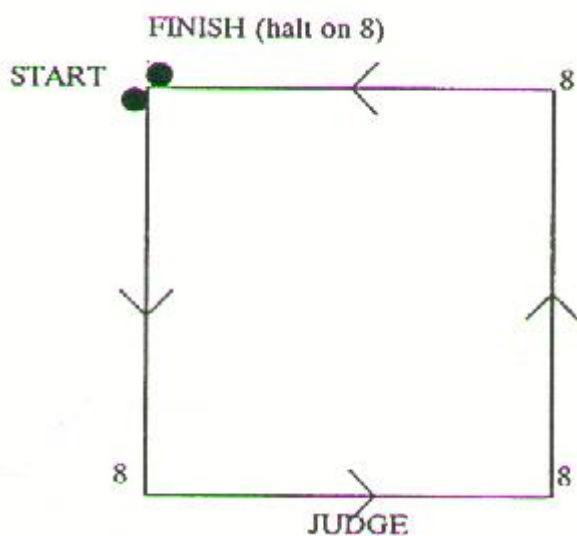
Concept Summary:

A short routine designed in a square, marching in rhythm and hitting every beat of the music. This event is the base upon which the athlete begins to develop towards the Championship Event of Strut. It has a low level of demand and begins to develop basic rhythm and components of good posture.

General Rules

1. Performed in a square
2. Performed to the Basic Strut music.
3. Eight count introduction (athlete holds for introduction)
4. Thirty-two (32) counts long (8 counts to each side, executing a left flank on each count 8)
5. Baton may be cradled on arm or extended from arm with an arm swing
6. Free hand may be positioned on hip or left swinging at side.

Floor Pattern



Military Strut

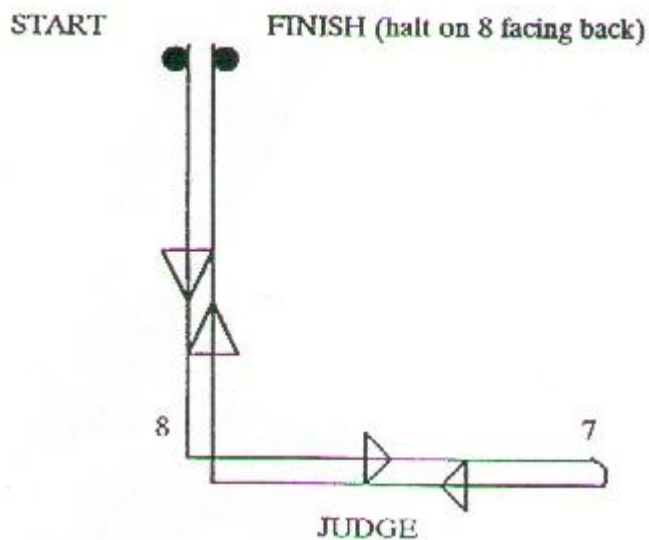
Concept Summary:

Military is executed in a retraced "L" formation and is composed of marching steps combined with a military beat. It develops rhythm, good posture, and the coordination of arms and feet (legs)

General Rules:

1. Formation is the retraced "L" formation. (L flank on first count 8, to the rear on second count 7, R flank on third count 7, halt on fourth count 8).
2. 8 count introduction
3. Thirty two (32) counts long
4. Must use the same repetitive military beat with baton from beginning to end

Floor Pattern



Presentation

Concept Summary

This event is actually the first portion of the Championship Event of Strut and prepares the athlete for that event. It is very short and develops the components of proper technique. It is composed of body moves blended and executed to Presentation portion (first 32 counts after introduction) of the Strut music.

General Rules:

1. Athlete begins in a pose of their choice.
2. Athlete presents a 12 count introduction
3. Athlete performs to the Presentation portion (first 32 counts after introduction)
4. Display poses and movement aesthetically blended with baton handling

Body Forms Levels C-BII

Concept Summary

In this event the athlete will display poses and/or simplistic body movements blended to demonstrate the athlete's technical abilities. It is a short routine with its major focus on body technique and the development of performance skills.

General Rules

- Athlete may start the 12 count introduction facing the front or back. Simple baton and body combinations are appropriate. Stationary and Traveling Complex moves are not acceptable. Ending acknowledgement should end facing front.
- Thirty-two (32) counts performed to the Presentation portion of the Strut Music (movement during the 12 count introduction is optional).
- Body moves may not be gymnastic in nature (illusions are considered gymnastic moves.)
- Composition of the movements may be in any order
- Baton use is limited to loops and passes in either hand. No flips, aerials, finger twirls, wraps or swings will be permitted.

Rhythm Twirl

CONCEPT SUMMARY

A short routine performed to the USTA Rhythm Twirl music; a combination of dance steps and baton moves correlated with the music.

SANCTIONED LEVELS OF COMPETITIONS

- Levels C-AAA

GENERAL RULES:

“C” and “B” Levels:

- 64 Counts in length
- Only contact material allowed (flips are acceptable)
- Gymnastics and illusions are NOT allowed

“A” Levels:

- 64 Counts in length
- Movements and twirls should match the athlete’s level
- The content restrictions of “C” and “B” levels no longer apply.

Athletes must enter this event at their lower level of compulsories and movement technique.

CHAMPIONSHIP EVENTS

SOLO

Concept Summary:

Solo is the twirling performance by one person using one baton only. It involves twirling the baton in vertical and horizontal patterns, in the left and right hands and in a continual, flowing motion while demonstrating a broad base of basic skills. A solo routine shows the ability of the athlete to demonstrate skills in the three twirling modes, aerials, rolls, and contact material, to a high degree with the added responsibility of continuity, and with consideration of simultaneous blending, design qualities, flow and performance skills appropriate for solo.

Sanctioned levels of competition:

- Novice
- Beginner
- Intermediate
- Advanced

Time Limits:

- Novice, Beginner and Intermediate – 1:28 minutes to the official USTA music new 9/1/10 (WBTF IC music).
- Advanced – 1:42 minutes to the official USTA music new 9/1/10 (WBTF IC music).

General Rules

- Contestant begins routine on first note of music. Entrance, exit, and salutes are optional.
- Contestant will perform routine in the allotted time.
- Timing begins on the first note of music and ends on last note of music. Judging will cease following the last note of the music.

TWO BATON

Concept summary:

Two Baton twirling is the continuous and simultaneous manipulation of two batons by one person. It combines the technique and skills of one baton twirling with moves that require a mastery of timing, coordination, concentration, control and dexterity, pattern/plane treatment and demonstrating a broad base of two baton skills. The Two Baton event shows the ability of the athlete to demonstrate intricacy of two batons to a high degree with added responsibility of continuity, simultaneous blending, ambidexterity, design qualities, flow, performance skills appropriate for Two Baton, and baton and body technique. The main objective of Two Baton is to use Two Baton Material throughout the routine.

Sanctioned levels of competition:

- Beginner
- Intermediate
- Advanced

Time Limit:

- 1:28 to the official USTA music (new 9/1/10-WBTF IC music) for all levels (Beginner, Intermediate, and Advanced)
- Athlete begins routine on first note of music. Entrance, exit, and salutes are optional.
- Athlete will perform routine in the allotted time.
- Timing begins on the first note of music and ends on last note of music. Judging will cease following the last note of the music.

General Rules:

- There is no deduction in score for stopping one baton while retrieving the other.

THREE BATON

Concept Summary:

Three Baton twirling is the continuous and uninterrupted manipulation of three batons at the same time by one individual and will combine the techniques and skills of baton twirling with “juggling moves” to display the mastery of perfect timing, coordination, concentration, absolute control, pattern/plane treatment, manual dexterity and demonstrating a broad base of Three Baton skills. The Three Baton event demonstrates the ability of the athlete to demonstrate intricacy of three batons to a high degree with added responsibility of continuity, ambidexterity, simultaneous blending, design quality, flow and performance skills appropriate to three baton and body technique.

Sanctioned Levels of Competition:

- Beginner
- Intermediate (optional at local, state, regional level)
- Advanced

Time Limit:

- 1:28 to the official USTA music (new 9/1/10-WBTF IC music) for all levels (Beginner, Intermediate, and Advanced)
- Athlete begins routine on the first note of music. Entrance, exit, and salutes are optional.
- Athlete will perform routine in the allotted time.
- Timing begins on the first note of music and ends on the last note of music. Judging will cease following the last note of the music.

General Rules:

There is no deduction in score for:

- Stopping batons while retrieving a dropped baton
- Use of non-standard patterns to facilitate the control and continuity necessary for this event.
- Intentional breaks

STRUT

Concept Summary

Strutting is composed of:

- A twelve (12) count introduction
- A thirty-two (32) count presentation similar to a “Freestyle” or “fanfare” with no restriction in floor space, rhythm requirements, body, or baton moves, and which climaxes with an acknowledgement to the judge within the last four counts
- An eighty eight (88) count Forward Motion which is anything moving forward in a line of direction hitting every beat of the music with the feet, using a “stretch technique” with maximum amplitude; it is designed to cover the floor space combined with complimentary baton, arm, and leg movements
- Eight counts on final beat of music for ending acknowledgement

Special note: Strut draws from many sources for its material: ballet, jazz, modern dance, folk dance, gymnastics, ice skating, etc., and it is a form of graceful flowing movement designed in rhythm to the music.

Sanctioned Levels of Competition:

- Beginner
- Intermediate
- Advanced

Time Limit:

1:10 minutes to the official USTA music for all levels (beginner, intermediate, advanced). Timing and judging begins on the first note of the music and ends with the last note.

General Rules:

1. In advancing from one classification to the next (beginner to intermediate, etc.) the USTA does not recognize ANY OTHER TWIRLING ASSOCIATION wins in the strut event.
2. ORDER OF PERFORMANCE:

Athlete may start the 12 count introduction facing the front or back. Simple baton and body combinations are appropriate. Stationary and Traveling Complex moves are not acceptable. Ending acknowledgement should end facing front.

Athlete executes a thirty-two (32) count Presentation similar to a “Freestyle” or “fanfare” with no restrictions in floor space, rhythm requirements, body, or baton moves, and which climaxes with an acknowledgement to the judge within the last four counts

Athlete executes an eighty eight (88) count Forward Motion routine. This section must follow immediately after the Presentation. Floor pattern as desired with consideration to athletes in other lanes. Anything moving forward in a line of direction starting with your left foot hitting every beat of the music alternating feet

will be accepted; keeping in mind that this section should capture the effect of stride in a line of direction. Hitting every beat of the music does not mean that a foot must necessarily leave the floor. However, there must be a shift of weight in some capacity (down and up, side to side, or back and forth). Some examples would be elevations, relevés, hops, jumps, pullbacks, etc. Any amount of weight on either foot determines hitting the beat. Stationary and traveling complex moves are acceptable as long as they hit every beat of the music.

Strut athletes shall NOT be expected to remain in step when retrieving a dropped baton.

Strut athletes are NOT required to stay in step during the last 8 counts of the music.

DANCE TWIRL

Concept summary:

Dance twirl solo is a combination of dance and baton movements which are correlated to the musical phrases, tempo and rhythm of the current USTA Dance Twirl Selection. All dance movements and baton work must be executed with proper technique and appropriate performance qualities for Dance Twirl. The simultaneous blending of body and baton will be demonstrated while displaying a broad base of skills.

Sanctioned Levels of Competition:

- Novice
- Beginner
- Intermediate
- Advanced

Time Limit:

Total time of Dance Twirl will be whatever the current USTA Dance Twirl music is. Timing and judging begins with the first note of music and ends with the last note. Starting position may be anywhere within the assigned lane.

General Rules:

Athlete may use one standard baton as used in solo competition. Props such as canes, stools, etc., may not be used. Costume is not a prop. Any contestant using a prop will be disqualified.

PAIRS

Concept Summary:

To be performed by two persons. Performance to include same type of material as a solo with additional responsibilities on:

- Exchange work
- Team work (essence of pairs)
- Precision and unison
- Staging
- Patterns and pictures with baton and body evaluated together

Sanctioned Levels of Competition:

- Beginner
- Intermediate (optional at local contests)
- Advanced

Time Limit:

- Beginner, Intermediate: 1:28 minutes to the official USTA music used for beginning/Intermediate Solo (new 9/1/10-WBTF IC music)
- Advanced: 1:42 minutes to the official USTA music used for Advanced Solo (new 9/1/10-WBTF IC music)

General Rules

- Both members must hold current USTA membership.
- An individual shall be permitted to compete in more than 1 pair but may not compete against himself (in the same division).
- The use of additional batons, hoop, ribbon, fire baton, whips, pompons, flags, lighted batons and banners will be cause for disqualification.
- Exchange tricks which involve one member holding both batons must be released immediately.

DANCE TWIRL PAIRS

Concept summary:

Dance Twirl Pairs is a combination of dance and baton movements which are correlated to the musical phrases, tempo, and rhythm of the current USTA Dance Twirl selection. A pair should perform as one with the same style and ability level. Pair members are expected to conform not only to the music and to the standards of correct technique, but also to each other. All dance movements and baton work must be executed with proper technique and appropriate performance qualities for dance-twirl. The simultaneous blending of baton and body will be demonstrated while displaying a broad base of skills including exchanges. A pair should exhibit the following variety in Exchange Work that displays variance in pattern, plane, levels, path, modes, releases, catches, body work; stationary or movement.

Sanctioned Levels of Competition:

- Beginner
- Intermediate (optional at local contests)
- Advanced

Time Limit:

Total time of Dance Twirl will be whatever the current USTA Dance Twirl music is. Timing and judging begins with the first note of music and ends with the last note. Starting position may be anywhere within the assigned quarter of the gym floor.

General Rules:

Athletes may use one standard baton as used in solo competition. Props such as canes, stools may not be used. Costume is not a prop. Any contestant using a prop will be disqualified.

The event will be judged on the current USTA critique sheet, utilizing the scoring scale for pairs.

One fourth (1/4) of the gym floor may be utilized for the pair performance.

INDIVIDUAL AUXILIARY EVENTS – FLAG & RIFLE

Time Limit:

- 1:28 minutes to the official USTA music used for Beginning/Intermediate Solo (new 9/1/10-WBTF IC music)

Scoring:

- Flag and Rifle will be scored utilizing the Olympic Scoring System. Scores will be flashed and comments will be recorded on USTA critique sheet.

Flag

- Length of flag pole must be at least 4 feet

See Appendix A for the critique sheet used for Championship Events at local contests.

Group Event Rules

GROUP EVENTS

The USTA group events are:

- Twirling Teams
- Dance Twirl Teams
- Trios
- Parade Corps
- Show Corps
- Show Teams

General Rules Which Apply To Groups

1. The process of establishing a group's age division is by averaging the ages of the members. Each group will have the option of competing in the next older age division if there is at least one member whose age is within that higher age division.

Example: the average age of a team is 13.9, qualifying them for the junior category; however, one of the team members is 16. This team may choose to compete in the senior category rather than the junior category. *This rule is particularly beneficial to the group director who has more than one team averaging into the same age group. It gives the director the option of moving one group to an older age group and keeps the groups from competing against each other.*

When the average age has a decimal digit, drop the decimal and use only the number as the average age.

Examples: 8.5=8.0; 10.5=10.0; 7.3=7.0; 14.9=14.0

2. A group using amplified music will be allowed one re-start only in the following situations:

Mechanical failure due to:

- loss of electrical power
- mechanical breakdown or malfunction of sound equipment
- any recorded playback device failure
- any other mechanical malfunction outside the control of the coach and athlete

- In all cases the problem must be reported and request for re-start made immediately.
3. Twirl Teams and Dance Twirl Teams who choose to compete in both categories MUST adhere to the following regulations:
 - a. must compete with different routines, understanding that selected sections of choreography may be used in both routines. (i.e.: 2 baton or 3 baton section, finger series, or rolls, etc.)
 - b. must utilize completely different songs/music selections

When entering Local, State, Regional and National competitions, the song/music selections MUST be listed on the entry form.

Violation of this rule will result in disqualification by the Competition Director.

This policy applies to local, state, regional & national competition.

4. The timing of all groups will have a 10 second leeway before penalty is assessed.
5. An individual athlete may compete in more than one group per event (e.g. more than one dance twirl team, more than one twirl team, more than one parade corps, more than one show corps, more than one show team) as long as the two groups are not in the same age division. An athlete may never compete against themselves.
6. A group may only compete in one age category per event (i.e. Dance Twirl Teams) unless there is a 25% or more change in group personnel, and the group satisfies the requirements as listed in #1 above (General rules that apply to groups i.e. you may not enter Beginner Junior Small Dance Twirl and Intermediate Senior Small Dance Twirl).
7. Disqualification - A group must have the minimum number of members out on the floor for the category it has entered. If a group has entered the large team category and only has 8 members competing, the team will be disqualified and can perform for critique only.

If the personnel of a group violate any of the rules regarding group personnel (i.e. an athlete competing in 2 teams in the same division), the group will be disqualified.

8. Residency - A group may enter any state or regional contest in a state or region in which one of its members resides; however, a group may only enter one state contest and one regional contest in a given year. Official residency of a member is the address on file at USTA Member Services Department.

General Rules for Dance Twirl Teams, Twirling Teams and Trios

1. Categories
 - Trio – 3 members
 - Small Team – 4-8 members
 - Large Team – 9 or more members
2. Age Groups (see Section 2)

3. Proficiency Levels

- Beginner – a team that has won less than 5 competitive first places
 - Intermediate – a team that has won less than 10 competitive first places (This level is optional at local competitions.)
 - Advanced – a team that has won 10 or more competitive first places
- a. A competitive first is one in which the team is in competition with at least one other team.
 - b. Tiny Tot Dance Twirl Teams are only offered at the Beginner and Intermediate Level of Competition.
 - c. In order to reclassify at a lower level, a team must change at least 25% of its members.

4. Teams in all classifications will use their own recorded music

5. Time Limits:

- Dance Twirl Teams – 2-3 minutes with a 10 second leeway on timing penalty (1:50 minute-3:10 minute maximum)
- Twirling Teams – 3-4 minutes with a 10 second leeway on timing penalty (2:50 minute – 4:10 minute maximum)
- Trios – 2-3 minutes with a 10 second leeway on timing penalty (1:50 minute-3:10 minute maximum)

Timing begins with the first note of the music and ends with the last note of the music. (This includes any music used on the exit.) Entrance and exit music is optional.

6. Salutes are optional

7. The floor boundary for all teams/trios is the size of a regulation size basketball court

8. A team/trio may begin anywhere on the floor and exit the floor in any direction. It is not necessary to cross an exit line. Entrance and exit counts are left to the discretion of the team.

9. An individual athlete may compete in more than one dance twirl team, more than one twirling team or more than one trio as long as the two teams/trios are not in the same division. An athlete may never compete against him/herself.

10. Judging Criteria:

- Content – 30 points
- Precision and unison – 30 points
- General effect – 40 points

See official score sheet for explanation of each caption

The only penalty consideration is over time or under time which will incur a 2.0 penalty deducted from each sheet.

11. Teams/Trios are judged by 3 judges who record their comments on a recording device and record their scores on the Official Team/Trio Score Sheet. Local competitions will continue to caption score. For State, Regional's and Nationals each judge judges the entire score sheet and records one total score at the bottom of the score sheet. Judges' comments are directed to the coach. The coach must determine whether s/he will play the judges' critique's for the athletes. Judge C does the official timing. At the National Competition a fourth judge may be used to do the official timing.

Note: Local contests may use 1 judge on a team division if the size of the contest warrants it.

12. Team/Trio Tabulation

- a. Upon the conclusion of the division, the tabulator assigns the placements for each judge.
- b. The place points (the places each team/trio received) are then added.
- c. Any majority of firsts will determine the first place winner only. If there are no majorities of firsts, the lowest total place points determines the winner. The remaining teams/trios are placed according to place point total with the lowest total place points receiving the highest place.
- d. When there is a tie in place points, revert back to the total numerical score of the judges (determined by adding the total score given by each judge). The higher total score determines the higher place. If a tie remains after following these steps, the teams/trios will remain tied. Exception: in State, Regional, and National competition there cannot be a tie for first place. The tied teams would re-twirl to determine the winner.
- e. Each team/trio will receive a recap sheet indicating the scores and placement of each team/trio in its division.

13. Teams/Trios in all classifications will only use one standard baton per team member. Additional batons will be considered props and will result in disqualification. *Note: Team/Trio routines can contain sections where some members will be twirling multiple batons; however, only 1 baton per member can be taken onto the floor.*

The use of props such as hoop, ribbons, whips, pompons, flags, lighted batons, banners or costuming which is removed will be cause for disqualification.

TWIRLING TEAMS

Concept Summary:

A Twirling Team is a group whose entire performance is accompanied by music of their own preference. One major emphasis is synchronic twirling with simultaneous blending of baton and body. The routine is designed to encompass the major modes of twirling, exchanges, dance maneuvering and motion within the time allowed using the entire floor. Judges score three captions: content, precision and unison, and general effect.

Philosophy Statement:

The intent of this event is to present a minimum of four twirlers accompanied by music performing a show of synchronic twirling and body moves requiring mental discipline and physical stamina. The emphasis is on exchange work, team work, utilization of floor and space, precision and unison, and general effect.

Time Limit:

- 3-4 minutes (plus 10 second leeway). Penalty for overtime or under time is 2.0.

DANCE TWIRL TEAMS

Concept Summary:

A Dance Twirl Team is a group whose routine is a blending of dance steps or series in combination with the baton, coordinated with the music. It must take into consideration the following:

- The floor designs using the rhythm and musical phrases
- Interpretation of music with simultaneous blending of baton and body
- Staging of the team members
- Exchanges incorporated with dance steps and to accent the music
- Continuity where the dance twirl element should be continuous
- Change of pace in accordance with musical changes
- Unison and uniformity
- Technique of the entire group

It should include an interrelation of all elements – baton and dance as individual members and the group as one unit.

Philosophy Statement:

The intent of this event is to provide an avenue for teams to compete where the major focus is on dance composition blended with baton. It is designed to display the dance skills of a group combined with the baton work. The benefits of participating in this event is to improve the entire unit's dance and twirling skills, to develop a group identity rather than placing the emphasis on the individual, and to encourage good sportsmanship.

Time Limit:

- 2-3 minutes (plus 10 second leeway). Penalty for overtime or under time is 2.0.

TRIOS

Concept Summary:

A Trio is a group of 3 members whose routine is a blending of dance steps or series in combination with the baton, coordinated with the music. It must take into consideration the following:

- The floor designs using the rhythm and musical phrases
- Interpretation of music with simultaneous blending of baton and body
- Staging of the members
- Exchanges incorporated with dance steps and to accent the music
- Continuity where the dance twirl element should be continuous
- Change of pace in accordance with musical changes
- Unison and uniformity
- Technique of the entire group

It should include an interrelation of all elements – baton and dance as individual members and the group as one unit.

Philosophy Statement:

The intent of this event is to provide an avenue for 3 members to compete where the major focus is on dance composition blended with baton. It is designed to display the dance skills of a group combined with the baton work. The benefit of participating in this event is to develop a group identity rather than placing the emphasis on the individual, and to encourage good sportsmanship.

Age Divisions: Trios are offered at Primary, Juvenile, Junior, and Senior Divisions

Time Limit:

- 2-3 minutes (plus 10 second leeway). Penalty for overtime or under time is 2.0.

SHOW CORPS

Concept Summary:

Show Corps is a group event that is composed of eight or more twirling members. The Show Corps must use props such as flags, rifles, hoops ribbons, etc. to create musical interpretation and visual effectiveness. Members' responsibilities include:

- Synchronic twirling
- Exchange work
- Team work
- Staging (utilization of floor, design patterns, creating pictures to music with all props including batons)
- Precision and unison of all members with all props including batons
- Creative handling of all equipment chosen to be used as props
- Musical interpretations with all equipment chosen as props

Skills developed include correct baton and body technique, continuity and form development, choreography with baton, uniformity of body position, speed in relation to music, teamwork, musical interpretation and visual musicality, utilization of time and space, mental and physical stamina, exchange execution, ambidexterity and recovery from error.

Emphasis is to be placed on precision and unison by all throughout the entire program.

Classification of Show Corps & Time Limits:

Junior Show Corps (A Class and Open Class)	4-6 minutes
Senior Show Corps (A Class and Open Class)	4-6 minutes

Definitions of Classifications:

- **Show Corps** – consists of 8 or more twirling members

Declaration of Class

The two levels offered for Show Corps are:

- **A Class** – total score of 63.2 or below
- **Open Class** – total score of 63.3 or above

A corps director must determine the classification of his/her unit prior to entering a USTA contest. This classification (A Class or Open Class) must be maintained as entered until the judges, through scoring, place the corps in a higher classification. Once a unit has declared its classification, it cannot move backwards to a lower class. This declaration is established upon the first entry of the unit into competition between September 1 and August 31.

All corps must compete in the class they hold as of May 1 through the completion of the National Competition. *Example: if an A Class corps receives a score of 65 at a competition on May 15, that corps would remain A Class through the completion of the National contest.*

In order to re-classify, a corps must change 25% of its twirling members.

Determining the Age Division:

The process of establishing a corps' age division will be determined by the average age of the twirling members. Each group will have the option of competing in an older age division than its average age if there is at least one twirling member whose age is within that higher age division.

When the average age has a decimal digit, drop the decimal and use only the number as the average age. Example: 14.99 = 14.0

Age Divisions (see Section 2):

Competition Area:

The competition area shall be the size of a college basketball court (50'x94'). There will be a minimum of five feet of unobstructed space outside the boundary lines around the 50'x94' floor space for corps.

Requirements and Penalties:

1. A corps must have the minimum number of twirling members necessary for the category it has entered. Penalty: disqualification.
2. An individual is permitted to compete in more than one show corps as long as he/she does not compete in the same division (i.e. where the member is put in the position of competing against himself/herself).
3. Use of the National Colors is optional. Color presentation is also optional.
4. A corps may not use any aid or equipment that leaves an effect or residue that will in any way delay or hinder the performance of another corps. Penalty: disqualification.
5. Timing begins with the first note of music or first step, whichever occurs first. Judging starts, even on members of units still behind the boundary lines. Timing ends with the last note of the music.
6. All corps will be given a 10 second leeway of allotted performance time.
7. Corps may start anywhere on the floor. Corps may finish anywhere on the floor. At the end of the performance the entire corps must cross the traditional finish line (the line to the judges' right). The corps has 1 minute to exit the floor and remove their equipment after the last note of their music. Penalty: 2.0 points.
8. There are no boundary lines or boundary line penalties in Show Corps.
9. Re-entry onto the floor after all members, including captains, have crossed the finish line shall be penalized 2.0 points.
10. Upon assembling for their performance (taking the starting line), a show corps may not play drums, percussion instruments, horns, etc. Simple rim taps are permissible. Penalty: 2.0 points.
11. Upon being announced a show corps has a maximum of two minutes to assemble for their performance. Penalty: 2.0 points.

12. After the exit a corps may not pass in review. Penalty: 2.0 points.

General Information:

Judges will be required to record comments on a recording device for all USTA Show Corps competitions. Show Corps are judged by four judges, each scoring one of the following captions:

Twirling Content/Precision & Unison -	30 points	(Judge A)
Prop Content/Precision & Unison -	30 points	(Judge B)
General Effect -	40 points	(Judge C)
Penalties (to include timing penalties. No dropped baton or equipment penalties will be assessed.)		(Judge D)

Parade Corps

Concept Summary:

Parade Corps must consist of a minimum of 8 twirlers, maintaining constant progressive directional movement throughout entire performance. During the first 1 ½ minutes of the routine, there must be constant forward progressive line of direction with the floor pattern of the corps choice. During the last 1 ½ minutes, the corps may use the entire gym floor as long as the corps maintains drill movement in a progressive fashion within their program. (*See Required Structure of Routine on next page for further information regarding forward progression movement.*)

Classification of Parade Corps & Time Limits:

Junior (A Class, Open Class)	2-3 minutes
Senior (A Class, Open Class)	2-3 minutes

A Parade Corps may use either recorded or live music.

Declaration of Class:

The two levels offered for Parade Corps are:

A Class – total score of 63.2 or below

Open Class – total score of 63.3 points or above

An A Class corps must score an accumulative score of 63.3 or better to move to Open Class.

A corps director must determine the classification of his/her unit prior to entering a USTA contest. This classification (A Class or Open Class) must be maintained as entered until the judges, through scoring, place the corps in a higher classification. Once a unit has declared its classification, it cannot move backwards to a lower class. This declaration is established upon the first entry of the unit into competition between September 1 and August 31.

All corps must compete in the class they hold as of May 1 through the completion of the National Competition. *Example: if an A Class corps receives a score of 65 at a competition on May 15, that corps would remain A Class through the completion of the National contest.*

Determining the Age Division:

The process of establishing a corps' age division will be determined by the average age of the twirling members. Each group will have the option of competing in an older age division than its average age if there is at least one twirling member whose age is within that higher age division.

When the average age has a decimal digit, drop the decimal and use only the number as the average age. Example: 14.99 = 14.0

Age Divisions (see Section 2)

Junior Corps – average age of twirling members is 0-15.

Senior Corps – average age of twirling members is 16+; a group with an average age of less than 16 may choose to compete in the Senior division rather than the Junior division if at least one twirling member is 16 years of age or older.

Auxiliary members' ages (all non-twirling members) – No age requirement. Ages of auxiliary members are not figured in the average age. Auxiliary members must hold USTA membership.

In order to compete in more than one age division or class, a corps must change at least 25% of its twirling members.

Competition Area:

The competition area shall be the size of a college basketball court (50' x 94'). There will be a minimum of five feet of unobstructed space outside the boundary lines around the 50' x 94' floor space for corps.

Required Structure of Routine:

1. Corps must enter from the judges' left and exit to the judges' right.
2. A Parade Corps may present a 16 count introduction with the music before stepping off into the forward progressional movement section of the routine. The 16 count introduction will be included in the required 2 minute timing of this section.
3. FIRST MINUTE AND HALF OF ROUTINE – must be constant forward progressional movement with the floor pattern of corps' choice incorporating strut, drill and twirl.

Explanation:

- **Forward:** meaning ahead, front, up front
- **Progression:** meaning advancement, continuance, furthest, headway, development
- **Movement:** meaning action, transit, change, motion.

This requirement applies to all members, including auxiliary units.

Types of moves which can be executed during forward progressional movement:

- Any type of footwork or dance work combination that allows the group to continue moving forward in unison. It is possible to utilize half steps, step ball changes, pas de bouree steps, step kicks, etc. in forward progressional movement. It is also possible to turn around and march or step backwards and still continue moving forward.
 - Although groups are not required to stay “in step” (meaning the necessity to hit the left/right beat of the music, continuously throughout the routine), when standard marching procedure is utilized, it is proper procedure to step on the left foot on the odd counts of the beat and the right foot on the even counts of the beat.
 - Drill design work should be constructed in a manner which allows all members of the group to continuously advance forward.
 - If spins or stationary complex tricks are executed with correct technique, it is not possible to move forward; therefore, these types of moves should not be incorporated into the forward progressional movement section of the routine.
 - Exchange work may be choreographed into this section as long as it does not inhibit forward progressional movement.
4. DURING THE 2ND HALF OF THE ROUTINE [1 1/2 MINUTE] – the corps may use the entire gym floor as long as the corps maintains drill movement in a progressive fashion within their program. Parade corps may execute multiple spins and stationary complex moves. Immediately upon completion of the multiple spin or complex move, the parade corps must step off on the correct count and resume forward motion in step to the beat of the music. (The second 1.5 minute).

Requirements and Penalties

1. A parade corps must have a minimum of 8 twirling members. Penalty: disqualification.
2. An individual may compete in more than one parade corps as long as s/he does not compete in the same division (i.e. where the member is put in the position of competing against himself/herself).
3. Use of National Colors is optional, but if a corps uses National Color Unit, all Flag Code Rules will be applied.
4. A parade corps may not use any aid or equipment that leaves an effect or residue that will in any way delay or hinder the performance of another corps. Penalty: disqualification.
5. Upon being announced, a parade corps has a maximum of 2 minutes to assemble for their performance. Penalty: 2.0 points.
6. When assembling for their performance (taking the starting line), a parade corps may not play drums, horns or other instruments. Simple rim taps are permissible. Penalty: 2.0 points.
7. Timing begins with the first note of the music or first step, whichever occurs first. Judging starts as timing begins, even on members who have not crossed the starting line. Timing ends when the last person crosses the finish line, including the captains, drum majors, etc.

8. Parade corps must enter from the judges' left. That includes all of the area to the left of the center line on the 50'x94' floor area. No member can begin the routine on or across the center line. Improper entrance penalty: 2.0 points.
9. Floor pattern of parade corps is open. There is no required floor pattern of any sort, as long as forward progressive directional movement is maintained.
10. Parade corps members may not re-enter onto the competition floor after exiting. Penalty for re-entry: 2.0 points.
11. Parade corps members are not required to stay within boundary lines during performance. There will be no penalty assessed for members stepping on or across boundary lines.
12. Parade corps may NOT "Pass in review". Penalty: 2.0 points.

General Information:

Judges will be required to record comments on a recording device for all USTA Parade Corps competitions. Parade Corps are judged by three judges, each scoring one of the following captions:

Strutting and Twirling with General Directional Progress	(30 points)	Judge A
Drill Design with Progressional Movement	(30 points)	Judge B
General Effect	(40 points)	Judge C
Penalties (Judge A, B or C may be assigned this task)		Judge D

SHOW TEAMS

Concept Summary:

A Show Team is a group event that has a theme using props and possibly a back drop. The Show Team must use props such as flags, rifles, hoops, ribbons, etc. to create musical interpretation and visual effectiveness. Members' responsibilities include:

- Synchronic twirling
- Exchange work
- Team work
- Staging (utilization of floor, design patterns, creating pictures to music with all props including batons)
- Precision and unison of all members with all props including batons
- Creative handling of all equipment chosen to be used as props
- Musical interpretations with all equipment chosen as props

Skills developed include correct baton and body technique, continuity and form development, choreography with baton, uniformity of body position, speed in relation to music, teamwork, musical interpretation and visual musicality, utilization of time and space, mental and physical stamina, exchange execution, ambidexterity and recovery from error.

Emphasis is to be placed on precision and unison by all throughout the entire program.

Classification of Show Teams & Time Limits:

Primary Show Team (A Class and Open Class) (Sm and Lg)	2-3 minutes
Juvenile Show Team (A Class and Open Class) (Sm and Lg)	2-3 minutes
Junior Show Team (A Class and Open Class) (Sm and Lg)	2-3 minutes
Senior Show Team (A Class and Open Class) (Sm and Lg)	2-3 minutes

1:00 minute maximum to set up and 0:30 tear down

Definitions of Classifications:

- **Show Teams** – Small: 4-8 members Large: 9+ members

Declaration of Class

The two levels offered for Show Teams are:

- **A Class** – total score of 63.2 or below
- **Open Class** – total score of 63.3 or above

A show team director must determine the classification of his/her unit prior to entering a USTA contest. This classification (A Class or Open Class) must be maintained as entered until the judges, through scoring, place the show team in a higher classification. Once a unit has declared its classification, it cannot move backwards to a lower class. This declaration is established upon the first entry of the unit into competition between September 1 and August 31.

All show teams must compete in the class they hold as of May 1 through the completion of the National Competition. *Example: if an A Class Show Team receives a score of 65 at a competition on May 15, that Show Team would remain A Class through the completion of the National contest.*

In order to re-classify, a show team must change 25% of its twirling members.

Determining the Age Division:

The process of establishing a show teams' age division will be determined by the average age of the twirling members. Each group will have the option of competing in an older age division than its average age if there is at least one twirling member whose age is within that higher age division.

When the average age has a decimal digit, drop the decimal and use only the number as the average age. Example: 14.99 = 14.0

Age Divisions (see Section 2):

Competition Area:

The competition area shall be the size of a college basketball court (50'x94'). There will be a minimum of five feet of unobstructed space outside the boundary lines around the 50'x94' floor space for show teams. No full back drops allowed (meaning that back drops would not be as elaborate as Show Corps back drops, also understanding that show teams only have one minute to assemble and 30 seconds to exit the floor and remove their equipment).

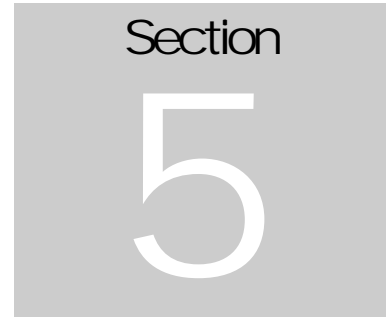
Requirements and Penalties:

1. An individual is permitted to compete in more than one show team as long as he/she does not compete in the same division (i.e. where the member is put in the position of competing against himself/herself).
2. A Show Team may not use any aid or equipment that leaves an effect or residue that will in any way delay or hinder the performance of another team. Penalty: disqualification.
3. Timing begins with the first note of music. Timing ends with the last note of the music.
4. All show teams will be given a 10 second leeway of allotted performance time.
5. Show Teams may start anywhere on the floor. Show Teams may finish anywhere on the floor. The show team has 30 seconds to exit the floor and remove their equipment after the last note of their music. Penalty: 2.0 points.
6. There are no boundary lines or boundary line penalties in Show Team.
7. Upon being announced a show team has a maximum of one minute to assemble for their performance. Penalty: 2.0 points.

General Information:

Judges will be required to record comments on a recording device for all USTA Show Team competitions. Show Teams are judged by three judges, each scoring the entire sheet:

Twirling Content/Precision & Unison -	30 points	
Prop Content/Precision & Unison -	30 points	
General Effect -	40 points	
Penalties (to include timing penalties. No dropped baton or equipment penalties will be assessed.)		



Competitive Achievement System

The Competitive/Achievement System is a progressive skill development system, organized into a series of levels of achievement and competition. With its establishment and incorporation into the competition structure, the USTA became the first twirling organization to join the ranks of other competitive sports such as gymnastics where advancement is based upon proficiency and achievement of skills rather than first place “wins”.

The Competitive/Achievement System is a great teaching tool and has been incorporated into the USTA competitive structure as an alternate form of competition for 1) lower level athletes who wish to be evaluated rather than compete and 2) for athletes who wish to progress to higher levels of competition through skill development and proficiency rather than advancing from beginner to intermediate to advanced by counting first place wins.

The Competitive/Achievement System is optional, not required, for participants in USTA competitions. USTA athletes may choose:

- to participate in both the Competitive/Achievement System events and the traditional (beginner, intermediate, advanced) events
- to participate in only the Competitive/Achievement System events
- not to participate in the Competitive/Achievement System events at all

The basic principles and rules and procedures of the Competitive/Achievement System are outlined in the following pages. For more detailed information, contact USTA.

MAJOR CONCEPTS

1. Emphasis on basic technique
2. Self-achievement based on a series of short term goals that lead to long term accomplishments and increase the longevity of twirling life-span. Athletes focus on achievement rather than a competitive situation resulting in higher self-esteem.
3. Logical progression for teaching twirling skills
4. Positive reinforcement for teaching twirling skills
5. It is a rewarding system for all athletes because:
 - athletes are not forced into a competitive situation before they are ready
 - they are rewarded for achievement
 - they may advance at their own rate of speed
 - they are able to set realistic short range and long range goals
 - they are not pressured into attempting moves before they are ready, thereby minimizing safety hazards, promoting the importance of proper technique, and helping to develop a more positive self-image for the athlete
 - and, very importantly, they are learning the twirling skills necessary to be able to successfully participate in any twirling situation...from parades to contests...from show twirling to World Competition.

MAJOR GOALS

1. To lend more credibility to the sport of baton twirling in the eyes of the public, the “media”, as well as the members of our own twirling community
2. To bridge the gap logically from the new beginner to the World Championship level athlete
3. To create a better understanding of the necessity for proper technique and the mastering of essential twirling skills
4. To blend athletes, coaches, judges and parents into a harmonious relationship by which all learn to appreciate the same qualities, perceive their priorities and enjoy the twirling experience based on a foundation of mutual trust, agreement and respect
5. To provide a more informative and supportive training ground for coaches and judges
6. To create a safer and more positive environment in which our athletes may participate and which will serve to develop higher self-esteem and maintain a healthy perspective towards competition.

GENERAL RULES AND PROCEDURES

1. The USTA has become the only twirling organization in the United States to join the ranks of all the major sports in providing their members with a system of progressive skill development organized into a series of levels of achievement and competition.
2. All athletes who are members of the USTA are eligible to participate in the Competitive/Achievement System. USTA membership is not required for participants on the first level (Class C).
3. At the Class C level each athlete receives a Record Card on which the evaluator will record the results of the evaluation.
4. After passing the Class C level, each athlete will need an Achievement Book in which the results of subsequent evaluations of the Essentials Events from B through Elite will be certified. This will serve as a permanent record of the athlete's status.
5. All results recorded on Record Cards must be transferred to the Achievement Book. This may only be done by any judge who is certified to evaluate compulsories. Date and signature for the transfer of records is required. Record cards should not be discarded. They should be kept by the athlete or coach for verification if needed. It is suggested that all record cards be stapled to the back of the athlete's Achievement Book.
6. Evaluations may only be done by USTA Judges (Licensed Evaluators) who are authorized to endorse the Record Cards/Achievement Books, certifying the athlete's evaluation of any Essentials Events and/or validating their advancement to the next higher classification.
7. Athletes will be validated in one of the following classifications: C – B – BI – BII – A – AA – AAA – Elite.
8. Athletes will be evaluated in the Essentials Events (Compulsories & Movement Technique) separately.
9. Athletes may progress at their own pace in each of the Essentials Events (i.e. Athlete's status may be Class AA in Compulsories and Class AAA in Movement Technique).
10. Only athletes whose current Classification Validation is Elite and are a minimum of 16 years of age may begin participation in Short Program. This allows athletes in their last year of the Junior age division to participate in this event when it is offered separately at a competition.
11. Athletes are evaluated and certified by Licensed Evaluators in the following ranges: Training Range I, Training Range II, Pass Range, Graduate Range, and Honors Range.

12. Once an athlete has reached the "Passing" Range in any Essentials Event, he/she may progress forward to the next classification in that Essentials Event. The athlete may, at the same time, continue to achieve "Graduate" or "Honors" in lower classification in that Essentials Event.
13. Athletes must be certified in each Essentials Event in chronological order (i.e. C Compulsories Followed by B Compulsories followed by BI Compulsories, etc.). They may not skip from B Compulsories to AA Compulsories.
14. Optional Events are composed of: Foundation Events (Rhythm Twirl, Body Forms).
15. An athlete who enters CAS events (compulsories, movement technique, rhythm twirl, body forms) at any competition must send in a copy of his/her Achievement Book to the Competition Director along with their entry. If the entry arrives without a copy of these records, the athlete may not be evaluated. (Exception: 1st time or C level evaluation). Athletes must also bring the Achievement Book to the competition to have the evaluator validate his/her evaluation. If an athlete loses his/her achievement book or record card, any evaluations that are not on file at the USTA Member Services Office are no longer valid and must be re-done. All evaluations must be officially documented by a Judge certified to evaluate compulsories in an Achievement Book or must be on file at USTA or the evaluations must be re-done.
16. Athlete's official Classification must be entered in the Achievement Book by a Licensed Evaluator on the appropriate page of the Achievement Book. A copy of this page must be sent to the Competition Director when entering a meet.
17. Athletes will participate in the Optional Events based on their lowest certification of the 2 Essentials Events.
18. Once an athlete has attained the Passing Range in both Essentials Events, he/she may remain in the current classification of Optional Events
19. Once an athlete has attained the "Graduate" Range in both Essentials Events, he/she must participate in the Optional Events at the next highest classification.
20. If the Achievement Book is lost, the athlete must notify the USTA Member Services Department to purchase a new Achievement Book which will be sent validated with all records officially entered. If the USTA cannot locate and validate an athlete's records in the CAS Database, the athlete must complete and pass the missing levels again.
21. Policy for reinstatement after absence from the activity: athlete will resume participation on the level of his/her last official classification.

PERFORMANCE PROCEDURES

Each athlete will be evaluated separately:

1. Athlete reports to designated lane at specified time/set number
2. Licensed Evaluator indicates "ready"
3. Athlete approaches Evaluator's table with Achievement Book/Record Card
4. After handing Achievement Book/Record Card to Evaluator, athlete goes to designated Performance Station
5. Athlete salutes
6. Athlete performs each compulsory move in the prescribed order on cue from the Evaluator
7. Athlete salutes after the last compulsory move and waits for further instructions from the Evaluator
8. Athlete approaches table at Evaluator's cue and receives Achievement Book/Record Card, Evaluation Form [score sheet], and Award [ribbon, certificate or other designated award] from the Evaluator

Prescribed Salute for all Compulsory Classes

Position of Attention

Feet together, hands on hips, baton resting on right arm, ball of baton close to right hand, tip of baton close to right elbow.

Salute

Swing tip of baton forward and down to right side, stop direction and make one (1) reverse outside loop with tip of baton. Turn baton over and place back of right hand against left shoulder. (Ball up, tip down, with baton resting against left hand while on left hip.)

End of Salute

Pass baton into left hand catching left hand palm up, thumb to tip, center of baton; turn baton over and place in front at waist or behind back [depending on class to be exhibited], holding baton with both hands in a STOP position.

MOVEMENT TECHNIQUE CONCEPT SUMMARY

Movement Technique is characterized by the structure of the event and by the required adherence to the written description of the movement. The most distinguishing quality of Movement Technique is that the athlete is required to focus totally on the body without the additional responsibility of the baton moves.

Each athlete performs the moves on “cue” from the evaluator. There is no music for this event. There is no freedom to choose the moves displayed as they are pre-selected moves from dance and twirling material.

In this event the athlete will not be responsible for performance factors. Each athlete will display and maintain strict adherence to prescribed technique. **Emphasis is on the skill of execution.**

Discipline, both mental and physical, is a major factor in the execution of the Movement Technique moves. The athletes are expected to strive for **ABSOLUTE PERFECTION.**

MOVEMENT TECHNIQUE PERFORMANCE PROCEDURES

EACH ATHLETE WILL BE EVALUATED SEPARATELY:

1. Athlete reports to designated lane at specified time/set number
2. Licensed Evaluator indicates “ready”
3. Athlete approaches Evaluator’s table with Achievement Book/Record Card
4. After handling Achievement Book/Record Card to Evaluator, athlete goes to designated Performance Station
5. Athlete performs the prescribed acknowledgement
6. Athlete performs each move in the prescribed order on cue from the evaluator. Athlete may keep muscles loosened up by bending/stretching between required moves, especially before needles, and other moves that require extension.
7. Athlete performs the prescribed acknowledgement after the last move and waits for further instructions from the Evaluator
8. Evaluator indicates to athlete if any moves are to be repeated and athlete repeats those specified.
9. Athlete approaches table at Evaluator’s cue and receives Achievement Book/Record Card, Evaluation Form (score sheet), and award (ribbon, certificate or other designated award) from the Evaluator.

COMPULSORY CONCEPT SUMMARY

The most distinguishing quality in compulsory demonstration/competition is that the event is totally structured and is, basically, a display of skills. The athlete must conform completely to the prescribed twirls and their specifications as written.

Each athlete performs the compulsory on “cue” from the evaluator/judge. It is recommended that soft back ground music be played during the compulsory competition. (There is no special music for this event). Athletes are required to adhere to specific requirements of skills. There is no freedom to choose the twirls displayed as they are pre-selected twirls from the three major modes of twirling: contact material, rolls, aerals.

In this event the athlete will not be responsible for performance factors. Each athlete will display and maintain strict adherence to the components of good posture: head, shoulders and hips in proper alignment, lifted rib cage, seat tucked, chin level, and feet together with legs straight.

Evaluation of this event is based on technique displayed of body and baton. Emphasis is on the skill of execution. Discipline, both mental and physical, is a major factor in the execution of the compulsory twirls. The athletes are expected to strive for **ABSOLUTE PERFECTION**.

State & Regional Competition

GENERAL RULES & PROCEDURES

1. All National events must be held at the State and Regional competitions. State and Regional competitions must follow the same procedures as the National Competition unless stated otherwise in this section.
2. State competitions may be held anytime of the year.
3. **ONLY** residents of the State and Region may compete in the State Championships and Regional Championships respectively.
4. An open competition may run in conjunction with the State or Regional competition. This open competition may 1) be open to any USTA members, regardless of residency **or** 2) may be open only to residents of the State or Region. The State or Regional Council (or contest director if there is no Council) will determine which of the above will apply to the open competition and will so indicate in the contest brochure.
5. Member for a Day is a membership option (effective 9/1/08) at any State or Regional competition or any open competition/events held in conjunction with a State or Regional competition.
6. An adequate practice area will be provided at all State, Regional and National competitions, even if it is just a roped-off area of the gym.
7. An athlete/team/corps is not permitted to enter the same event in more than one State competition in the same year. This also applies to the Regional competition.
8. At State and Regional competitions, all athletes must enter the competition at the age s/he is during the calendar year January 1-December 31.
9. An athlete's age is determined by how old s/he is on December 31st of the year of the competition.

Regions:

Western:

Washington, Oregon, Idaho, Montana, Alaska, California, Nevada, Arizona, Hawaii

Central:

Colorado, Utah, Wyoming, Nebraska, Kansas, Iowa, Missouri, Oklahoma
Texas, Arkansas, Louisiana, North Dakota, South Dakota, Minnesota, New Mexico

Mideast:

Michigan, Illinois, Indiana, Ohio, Kentucky, Wisconsin

Northeast:

New York, Vermont, New Hampshire, Maine, Maryland, Massachusetts, Rhode Island,
Connecticut, New Jersey, Delaware, Pennsylvania, Virginia, West Virginia

Southeast:

Tennessee, North Carolina, South Carolina, Mississippi, Alabama, Georgia, Florida

ELIGIBILITY

1. To satisfy the membership requirement for participation in State and Regional competitions, an athlete must hold one of the following memberships:
 - First year membership
 - Full membership
 - Elite membership
 - Family membership
 - Team membership
 - Organizational membership
 - Professional or Professional Elite membership
 - Member for a Day (effective 9/1/08)

Every competitor in an individual (including rating) event, sanctioned or unsanctioned, at a State, Regional, or National competition or any competition held in conjunction with a State, Regional or National competition must have an individual membership in his/her name. The Member for a Day will satisfy the membership requirement at a State or Regional Competition (effective 9/1/08). Member for a Day will **NOT** satisfy the membership requirement for the National Competition.

2. An athlete must be a U.S. citizen/resident alien in order to compete in a USTA State or Regional competition.
3. Residency is determined by the official address on file at USTA Member Services Department and on the athlete's USTA card. A competitor is considered a resident of that State which is recorded at the USTA Membership Department and so noted on the competitor's USTA membership card. USTA members are required to submit a change of address notification to the USTA membership department when applicable. A competitor may enter **ONLY** one State Competition and one Regional competition in one year.
4. Groups who qualify to compete in more than one state/regional competition because the members of the group reside in more than one state or region may compete in the state/regional of their choice, but cannot compete in more than one state/regional in a given year.
5. Twirling Teams, Dance Twirl Teams and Trios who enter the Open/Festival of the Future Championships at a local, state and/or regional competition may enter in both the Beginner and Intermediate level of competition (if eligible) and the Advanced (State or Regional) level of the competition. This applies to local, state and regional competition only. This policy does not pertain to the National Championships/Festival of the Future Championships held at nationals.

6. Twirl Teams and Dance Twirl Teams who chose to compete in both categories **MUST** adhere to the following regulations:
 - a. Must compete with different routines, understanding that selected sections of choreography may be used in both routines. (i.e.: 2 baton or 3 baton section, finger series, or rolls, etc.)
 - b. Must utilize completely different songs/music selectionsWhen entering Local, State, Regional and National competitions, the song/music selections **MUST** be listed on the entry form.
Violation of this rule will result in disqualification by the Competition Director.
This policy applies to local, state, regional & national competition and has been in effect since 9/1/2004.

STATE & REGIONAL COMPETITION FORMAT AND FINALS PROCEDURE:

PLAN #1 – 75 or more contestants

Qualifying Rounds

1. **Qualifying Round # 1** - Age groups (Single/Combined Ages) with more than 40 competitors entered will begin competition at Qualifying Round #1.
 - a. All competitors will appear for Qualifying Round #1.
 - b. In case of no shows, lane will run empty.
 - c. Contestants will not perform ahead of assigned set number.
 - d. The top 30 competitors will advance to Round #2.

2. **Qualifying Round # 2** - Age groups (Single/Combined Ages) with 21-40 competitors entered will begin competition at Qualifying Round #2, following the same procedures as Round #1.

The top 15 competitors will advance to Round #3.

3. **Qualifying Round # 3** – Age groups (Single/Combined Ages) with **15-20 competitors entered** will begin competition at **Qualifying Round #3**, following the same procedure as Round #2.

The top 7 competitors will advance to the Preliminary Round.

4. No Qualifying Rounds:

Age groups (Single/ Combined Ages) with **14 or less competitors entered** will begin at the Preliminary Round with no qualifying round.

5. All Qualifying Rounds are judged on the Qualifying Round Rating System (Q1 – Q25). See *Proficiency Scale in Appendix A*.

6. Ratings are flashed to the athlete and audience immediately following the performance.
7. Procedures regarding **TIES**: in **ALL** Qualifying Round competition, **ALL TIES** for last qualifying position will advance to the next round.
 - a. In the Qualifying Round # 3 those athletes who tie for seventh place will move to the Preliminary Round; however, during this Preliminary Round **ONLY 7 CONTESTANTS WILL BE PLACED**. Athletes who tie for 7th place this time will re-compete to break the tie, utilizing one or three judges and the Olympic Scoring System.
8. Two judges are used for all qualifying round competition.

Preliminary Round

- Competition begins with Single Age Preliminaries in Women's Solo, Two Baton, Strut, and Dance Twirl Solo. 0-6, 7, 8, 9, 10, 11, 12, 13, 14, 15, 16, 17, 18, 19, 20. (The 21 + combined age begins at the semi-final round (see below).
7 places are awarded.

Semi-Final Round

- Competition begins with a combined Age Semi-Final Round in the following events:
Women's Solo (Adult 21+), Two Baton (Adult 21+), Strut (Adult 21+), and Dance Twirl Solo (Adult 21+);
Men's Solo (Primary 0-8, Juvenile 9-12, Junior 13-16, Senior 17-20, Adult 21+);
Three Baton (Juvenile 9-12, Junior 13-16, Senior 17-20, Adult 21+);
Pairs and Dance Twirl Pairs (Primary 0-16, Juvenile 17- 24, Junior 25-32, Senior 33+);
Flag/Rifle (Junior 0-16, Senior 17+).
7 places are awarded.
- Following the Single Age Group Preliminary Round in Women's Solo, Two Baton, Strut, and Dance Twirl Solo, the top two Single Age Group Preliminary winners will advance to the next round of competition. This round of competition will be a combined age Semi-Final Round. It will occur following the preliminary round of competition.
- All Adult Age Groups events (21+) and the events of Men's Solo and 3 Baton which begin with a Combined Age Semi-Final Round, will proceed directly to the Final Round.
- Pairs, Dance Twirl Pairs, Flag & Rifle all finish competition with the Semi-Final Round. There is not an overall Grand Champion title awarded in these events.

Final Round

- The State/Regional Finals will consist of the following:
For Women's Solo, Men's Solo, Two Baton, Three Baton, Strut, and Dance Twirl
Solo:
The 1st and 2nd place winners in the Junior, Senior and Adult Combined Age Semi-Final rounds (maximum of 6 competitors only) will compete for one Overall Grand Champion title in each event.

NOTE:

Primary athletes (0-8) and Juvenile athletes (9-12) will finish competition with the semi-final round. They do not advance to the Final Round to select the overall Grand Champion title in each event.

The events of Pairs, Dance Twirl Pairs, Flag and Rifle all finish competition with the semi-final round. There is not an overall Grand Champion title awarded in these events.

PLAN #2 – 74 or less contestants

All individual events begin competition with Combined Age Groups:

Qualifying Round

1. **Qualifying Round # 1** - Age groups (Single/Combined Ages) with more than 40 competitors entered will begin competition at Qualifying Round #1.
 - a. All competitors will appear for Qualifying Round #1.
 - b. In case of no shows, lane will run empty.
 - c. Contestants will not perform ahead of assigned set number.
 - d. The top 30 competitors will advance to Round #2.
2. **Qualifying Round # 2** - Age groups (Single/Combined Ages) with 21-40 competitors entered will begin competition at Qualifying Round #2, following the same procedures as Round #1.

The top 15 competitors will advance to Round #3.

3. **Qualifying Round # 3** – Age groups (Single/Combined Ages) with **15-20 competitors entered** will begin competition at **Qualifying Round #3**, following the same procedure as Round #2.

The top 7 competitors will advance to the Preliminary Round.

4. **No Qualifying Rounds:**

Age groups (Single/ Combined Ages) with **14 or less competitors entered** will begin at the Preliminary Round with no qualifying round.

5. All Qualifying Rounds are judged on the Qualifying Round Rating System (Q1 – Q25). See *Proficiency Scale in Appendix A*.
6. Ratings are flashed to the athlete and audience immediately following the performance.
7. Procedures regarding **TIES**: in **ALL** Qualifying Round competition, **ALL TIES** for last qualifying position will advance to the next round.
 - a. In the Qualifying Round # 3 those athletes who tie for seventh place will move to the Preliminary Round; however, during this Preliminary Round **ONLY 7 CONTESTANTS WILL BE PLACED**. Athletes who tie for 7th place this time will re-compete to break the tie, utilizing one or three judges and the Olympic Scoring System.
8. Two judges are used for all qualifying round competition.

Semi-Final Round

All individual events begin competition with the Combined Age Group Semi-Final Round:

Women's Solo, Men's Solo, Two Baton, Strut, and Dance Twirl Solo

- Primary 0-8, Juvenile 9-12, Junior 13-16, Senior 17-20, Adult 21+

Three Baton

- Juvenile 9-12, Junior 13-16, Senior 17-20, Adult 21+ (there is no Primary 0-8).

7 places are awarded in each age group

Final Round

- The State/Regional Finals will consist of the following:
For Women's Solo, Men's Solo, Two Baton, Three Baton, Strut, and Dance Twirl Solo:
The 1st and 2nd place winners in the Junior, Senior and Adult Combined Age Semi-Final rounds (maximum of 6 competitors only), will compete for one Overall Grand Champion title in each event.

NOTE:

Primary athletes (0-8) and Juvenile athletes (9-12) will finish competition with the semi-final round. They do not advance to the Final Round to select the overall Grand Champion title in each event.

The events of Pairs, Dance Twirl Pairs, Flag and Rifle all finish competition with the semi-final round. There is not an overall Grand Champion title awarded in these events.

PLAN #3 – combination of Plans #1 & #2

- Approval for this format must be obtained from USTA. State/Regional Competitions wishing to use a combination of #1 and #2 may do so, depending on the number of entries to warrant. For example a State or Region could decide to have Solo start with Single Age Group Preliminary Rounds and all other events start with Combined Age Semi-Final Rounds.
- A particular event must maintain the same level of competition. (i.e. If an event begins with a Combined Age Group Preliminary, no one particular age group can be separated to compete at the single age group level.)

JUDGES FOR STATE/REGIONALS

1. Two judges must be used for qualifying rounds.
2. Three judges must be used for preliminary/semi-final rounds. (Exception: one judge is used for Flag and Rifle.)
3. Three or five judges may be used for the Finals.
4. Three judges must be used for teams/trios. (An additional judge may be added to do the official timing only.) Three judges must be used for Parade Corps and Show Teams and four for Show Corps.

SCORING AT THE STATE/REGIONAL LEVEL Q1-Q25

1. The Qualifying Round Rating System will be used during all qualifying rounds. Rating will be flashed to the contestant and the audience. (See *Proficiency Scale in Appendix A.*)
2. The Olympic Scoring System utilizing the subjective judging process will be used for Preliminary, and Final rounds. (See **General Contest Rules and Procedures.**)
3. Procedures regarding **TIES**:
 - a. In **ALL** Qualifying Round competition, **ALL TIES** for last qualifying position will advance to the next round.
 - i. In the Qualifying Round, athletes who tie seventh place will move to the Preliminary Round; however, during this Preliminary Round **ONLY 7 CONTESTANTS WILL BE PLACED**. Athletes who tie for 7th place this time will re-compete to break the tie, utilizing one or three judges and the Olympic Scoring System.

- b. At the single age preliminary level of competition ties for 1st, 2nd, and 7th will be broken. Tied contestants will re-compete, judged by one or three judges utilizing the Olympic Scoring System. In the combined age preliminaries, 2nd place ties will be broken following the procedure above.
4. The use of critique sheets is optional.

AWARDS FOR STATE/REGIONALS

1. State and Regional Championship awards must be awarded for the same events that are offered at the National Championships. 7 places must be awarded for Preliminaries.
2. First place awards are at the discretion of the State/Regional director/Council. They may be medallions, plaques, trophies, etc. For awards below first place, **the Official USTA Medal ONLY must be used** at the first level of competition (Single Age Preliminary Round or Combined Age Preliminary Round) and in the Combined Age Semi Final Rounds. USTA medals may be used for other levels of competition if desired.
3. The awarding of USTA medals to the individual members of first place teams and corps is optional.

National Competition Rules & Procedures

ELIGIBILITY

- 1) Only U.S. citizens/resident aliens may compete in the U.S. National Championships. When submitting entry, proof of citizenship/resident alien status can be given in the form of a US Passport, US State License, US Resident Alien card or a US Issued Green Card.
- 2) All athletes/groups must hold some current form of USTA membership. (See **General Competition Rules/Membership** for additional information regarding membership.)
- 3) There is no other qualifying requirement for the U.S. National Championships. Any USTA member may enter the competition. Past Grand National Champions may enter.
- 4) If a contestant/group makes a mistake on entry, the mistake will not be corrected and the contestant/group will not be allowed to perform. Entries are recorded as received. Contestants/groups may not change from one event to another event. No refunds are given.
- 5) Athletes must enter all USTA Competitions at the age s/he is during the calendar year January 1-December 31.

FURTHER EXPLANATION OF THE CURRENT COMPETITIVE AGE DIVISIONS:

- Primary Division: all male and female athletes who will be 8 years of age or younger during the calendar year of State, Regional & National competition (from January 1 to December 31)
- Juvenile Division: all male and female athletes who will be a minimum of 9 years of age and a maximum of 12 years of age during the calendar year of State, Regional & National competition (from January 1 to December 31)
- Junior Division: all male and female athletes who will be a minimum of 13 years of age and a maximum of 16 years of age or younger during the calendar year of State, Regional & National competition (from January 1 to December 31)
- Senior Division: all male and female athletes who will be minimum of 17 years of age and a maximum of 20 years of age during the calendar year of State, Regional & National competition (from January 1 to December 31)
- Adult Division: all male and female athletes who will be a minimum of 21 years of age or older during the calendar year of State, Regional & National competition (from January 1 to December 31)

**Examples for determining athletes competing age for Nationals 2009
(year 2009 used as an example only):**

The competitive season is defined as September 1, 2008 through August 31, 2009.

Example # 1:

The athlete has a birth date of 01/15/99. Take the year the athlete was born and subtract from the year of the competition. In this example we are using Nationals 2009, minus the athlete's birth year of 1999 = 10. 2009 minus 1999 = 10. Therefore, this athlete would compete as a 10 year old in the Juvenile division for the 2009 competitive season in the calendar year of January 1, 2009 through December 31, 2009.

Example # 2:

The athlete has a birth date of 12/15/99. Take the year the athlete was born and subtract from the year of the competition. In this example we are using Nationals 2009, minus the athlete's birth year of 1999 = 10. 2009 minus 1999 = 10. However, this athlete would compete as an 11 year old in the Juvenile division for the 2009 competitive season in the calendar year of January 1, 2009 through December 31, 2009 because s/he will turn 11 years of age by December 31st.

EVENTS

1. All Championship Events will be offered at the U.S. National Championships in either single age preliminary or combined age preliminary rounds. There is no maximum age for competition eligibility. (See age group description in "General Rules Section 2")
Championship Events are: Men's and Women's Solo, Strut, Dance Twirl, 2 Baton, 3 Baton, Pairs, Dance Twirl Pairs, Flag, Rifle.

2. All group events will be offered at the U.S. National Championships
 - **Dance Twirl Teams and Twirl Teams:**
Small and Large
Primary, Juvenile, Junior, Senior
 - **Trio:**
Primary, Juvenile, Junior, Senior
 - **Parade Corps:**
A Class, Open Class
Junior, Senior
 - **Show Corps:**
A Class, Open Class
Junior, Senior
 - **Show Teams:**
Small and Large
A Class, Open Class
Primary, Juvenile, Junior, Senior

3. Twirl Teams and Dance Twirl Teams who chose to compete in both categories **MUST** compete with different routines, (understanding that selected sections may be used in both routines. i.e.: 2 baton or 3 baton section, finger series, or rolls, etc. and completely different song selections. When entering Local, State, Regional and National competitions, the song selections **MUST** be listed on the entry form.
Violation of this rule will result in disqualification by the Competition Director.
This policy applies to local, state, regional & national competition.

4. Twirling Teams who enter the Advanced level of competition at the National Championships may not enter the Beginner or Intermediate level of competition at the Festival of the Future Championships in the Twirling Team Event.

5. Dance Twirl Teams who enter the Advanced level of competition at the National Championships may not enter the Beginner or Intermediate level of competition at the Festival of the Future Championships in the Dance Twirl Team Event.

6. Trios who enter the Advanced level of competition at the National Championships may not enter the Beginner or Intermediate level of competition at the Festival of the Future Championships in the Trio Event.

7. The USTA Board of Directors may add or delete events at their discretion.

Group Competition

Team/Corps Directors may collect their judges critique's from tabulation as soon as they are available.

TEAM FINALS FOR TWIRLING AND DANCE TWIRL TEAMS:

The juvenile, junior, and senior small team divisions will hold finals at the U.S. National Team Championships. Divisions with 15 or more teams, the top 5 teams compete in the finals. Divisions with 14 or less, the top 3 teams will compete in finals.

NUMBER OF JUDGES

1. Two (2) judges must be used for Qualifying Rounds.
2. Three (3) Judges must be used for Preliminaries and semi finals. (Exception: 1 Judge is used for Flag and Rifle, and 1 judge may be used to break a tie.)
3. Five (5) Judges must be used for Finals.
4. Three (3) Judges must be used for teams. (An additional Judge may be added to do the official timing only.) Three (3) Judges must be used for Parade Corps and Show Teams. (A fourth Judge may be used for timing and penalties.) Four (4) Judges must be used for Show Corps.

PROCEDURES FOR THE NATIONAL COMPETITION

5. The National Competition Director is responsible for running the National Championships. The Judges' Liaison has jurisdiction over rules and disqualification (when applicable).
6. The Set System of competition will be used at the National Competition.
7. Each competitor/group will be assigned a set number for each event and must compete on that number in the assigned lane.
8. If athlete misses her/his set number or performs on the wrong set number, - s/he will be disqualified.
9. If a contestant does not appear for her/his set, that set will run empty.
10. Entries will compete in order drawn.
11. Critique sheets will not be used at the National Competition.

AWARDS

1. All competitors in Round 3 will receive a National recognition medal
2. **Preliminary Rounds:**

For Women's Solo, Two Baton, Strut and Dance Twirl: 1st place National Championship Cup, 2nd -7th place National Championship medals

For Men's Solo, Three Baton, Pairs, Flag, and Rifle: 1st place National Championship Cup, 2nd -7th place National Championship medals.
3. **Semi Final Rounds -1st place winners of semi-final rounds (Primary 0-8, Juvenile 9-12, Junior 13-16, Senior 17-20 and Adult 21+) receive a \$100 saving bond and a National Cup. Subsequent places will receive a medallion.**
4. **Finals:**

Grand Champion: Grand National Champion Rotating Trophy, \$500 savings bond; 1st place gold medallion; 2nd & 3rd place will receive a silver and bronze medallion respectively.

4th – 6th will receive a medallion.
5. Group events with 10 or less entries: 1st – 3rd Place National Championship Plaques.

Group events with 11 or more entries: 1st – 5th Place National Championship Plaques.

All members of first place teams/trios and corps will receive National recognition medals. All members of 2nd and 3rd place teams/trios and corps will receive ribbons.
6. All participants in individual and group events will receive a National Patch.

SCORING/TABULATION FOR INDIVIDUAL AND PAIRS EVENTS

Qualifying Round Rating System (Q1-Q25)

This is a rating system used to qualify competitors on the State, Regional, and National levels of competition. It is NOT a system for determining specific placement. Upon completion of the performance, the judges flash their ratings of performance. See Proficiency Scale in Appendix A.

Tabulation

1. The rating value of the two judges is added together for each contestant. (Example: a contestant who received Q/9 from one judge and Q/8 from the other judge would have a total of 17.) The athletes with the highest totals will advance to the next round.
2. When there is a tie for the last qualifying position in a round, all contestants who tied will advance to the next round.
3. Only 7 contestants in a Single Age Preliminary and in a Combined Age Preliminary will be placed, regardless of the number of contestants who competed in that round.

Olympic System of Scoring

The Olympic System of scoring is used in all Preliminary and Final Rounds to determine the placement of the contestants.

Scoring Process

1. Judge assigns a numerical score to each contestant's performance immediately after it occurs and flashes said score. Score is within range of 0-10 points, utilizing hundredths. (See Proficiency Scale in Appendix A)
2. At the conclusion of the division, the Tabulator assigns place points to each contestant according to his/her placing by each judge.
3. The Tabulator confirms the recorded scores and placements with the Judge. The Judge initials the results after comparing with his/her scoring master.

Tabulation Process

The following steps will be utilized, IN ORDER, to determine the final placement in a division:

STEP #1 – Any majority of firsts will determine the first place winner ONLY. If there is no majority of firsts, revert to the lowest total PLACE POINTS (adding up the places each competitor received).

Example: if a contestant receives 1st place from one judge and 2nd place from the other two judges, that contestant's place points would total 5. S/He would place higher than any contestants who did not receive two firsts and received a total of 6 place points or more.

STEP #2 – When there is a TIE in the place points, revert back to the total numerical score from all judges. The highest total score breaks the tie and determines the higher placement.

STEP #3 – If you have followed Step #1 and Step #2 and a TIE still remains for first place, the tied contestants must re-twirl to determine first and second place. For other circumstances when ties must be broken see Preliminary Round (item #4), Final (divisional round) (item #1f, g; 2e). In all other instances the athletes will remain tied.

Section

8

Festival of the Future Events

The Festival of the Future Event is for the beginner and intermediate athletes and groups held in conjunction with the U.S. National Championships. The competition is separate from the National Championships and does not award National titles.

ELIGIBILITY

1. Eligibility is the same as for the National Championships with the following addition:
2. Athletes/groups must compete at the level (i.e. beginner, intermediate) they have achieved as of the final competition deadline for the Festival of the Future. See Individual Event Rules/Eligibility for rules regarding classification as beginner and intermediate.
3. Twirling Teams who enter the Festival of the Future Championships may enter in both Beginner and Intermediate level of competition (if eligible), but they may not enter the Advanced level of the competition at the National Championships in the Twirling Team Event. (This policy does not pertain to local, state or regional competition).
4. Dance Twirl Teams who enter the Festival of the Future Championships may enter in both Beginner and Intermediate level of competition (if eligible), but they may not enter the Advanced level of the competition at the National Championships in the Dance Twirl Team Event. (This policy does not pertain to local, state or regional competition).
5. Trios who enter the Festival of the Future Championships may enter in both Beginner and Intermediate level of competition (if eligible), but they may not enter the Advanced level of the competition at the National Championships. (This policy does not pertain to local, state or regional competition).
6. Twirl Teams and Dance Twirl Teams who chose to compete in both categories **MUST** adhere to the following regulations:
 - a. Must compete with different routines, understanding that selected sections of choreography may be used in both routines. (i.e.: 2 baton or 3 baton section, finger series, or rolls, etc.)
 - b. Must utilize completely different songs/music selections
When entering Local, State, Regional and National competitions, the song/music selections **MUST** be listed on the entry form.
Violation of this rule will result in disqualification by the Competition Director.
This policy applies to local, state, regional & national competition.

EVENTS

Age divisions will be determined by the number of contestants entered. Divisions may be divided/combined at the discretion of USTA or one of its agents. Events may be added at the discretion of the USTA Board of Directors.

1. Foundation Events:

- Basic (beginner, intermediate, advanced)
- Military (beginner, intermediate, advanced)
- Presentation (beginner, intermediate, advanced)

2. Championship Events:

- Solo (beginner, intermediate)
- Two Baton (beginner, intermediate)
- Three Baton (beginner, intermediate)
- Strut (beginner, intermediate)
- Dance Twirl (beginner, intermediate)
- Pairs (beginner, intermediate)
- Dance Twirl Pairs (beginner, intermediate)

3. Group Events

- Dance Twirl Teams:
 - Beginner, Intermediate; Primary, Juvenile, Junior, Senior; Small, Large
 - Tiny Tot; Beginner and Intermediate; Small, Large
- Twirl Teams
 - Beginner, Intermediate; Primary, Juvenile, Junior, Senior; Small; Large
- Trios
 - Beginner, Intermediate; Primary, Juvenile, Junior, Senior

JUDGES

One judge will be used for all levels of individual competition with the following exceptions:

Three judges must be used for teams/trios (an additional judge may be added to do the official timing only).

PROCEDURES FOR FESTIVAL OF THE FUTURE COMPETITION

1. The Set System of competition will be used at the Festival of the Future. Each competitor/group will be assigned a set number for each event and must compete on that number in the assigned lane. If contestant misses her/his set number or performs on the wrong set number, s/he will be disqualified. If a contestant does not appear for her/his set, that set will run empty.
2. Critique sheets will not be used at the Festival of the Future.
3. Scores will not be flashed for any of the Foundation Events.

Order of competition for each championship event:

Qualifying Rounds

1. A qualifying round will be held for age groups which have 16 or more competitors. The qualifying round will be judged by one judge using the Olympic System of Scoring. The round will cut to seven competitors
2. Seven (7) places will be awarded in all age groups which have a qualifying round.

Preliminary Round

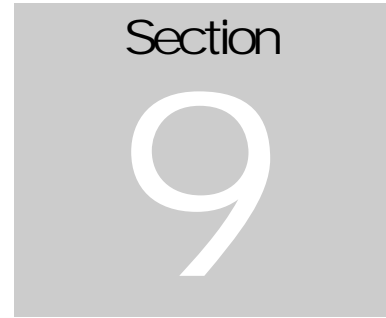
1. The preliminary round determines the placements from 1st to 5th (or 1st to 7th in groups which run a qualifying round).
2. Each age group will be judged by one judge using the Olympic System of Scoring.

Group Competition

1. Team directors may collect their judging critique tapes from tabulation as soon as they are available.
2. Finals will not be held for any Festival of the Future team categories.

AWARDS

1. Five places will be awarded in each age category except those which have to qualify, where seven places will be awarded. Awards may be added at the discretion of USTA or one of its agents.
2. Group events:
 - 10 or less entries: 1st – 3rd place trophies or plaques.
 - 11 or more entries: 1st – 5th place trophies or plaques.
 - All members of first, second and third place teams will receive Festival of the Future recognition ribbons.
3. All participants in individual and group events will receive a National Patch.



U.S. Trials, Pre-Trials & U.S. International Cup Selections

US TRIALS FOR WORLD COMPETITION

The U.S. Twirling Association is the official representative to the World Baton Twirling Federation and governs the selection of the athletes who represent the United States in the World Baton Twirling Championships held every other year on even numbered years.

A Handbook containing all the rules and regulations for the U.S. Trials Program may be downloaded by Elite members at www.ustwirling.com

PRE-TRIALS

The Pre-Trials event was established to prepare the athlete, coach, and judge for the more demanding Trials event through:

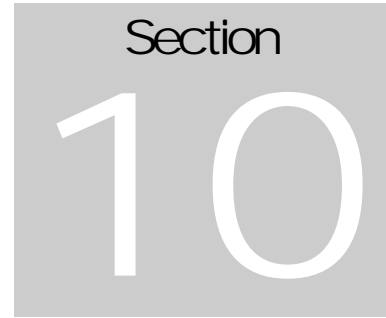
- Proper preparation physically, psychologically, and socially for the athlete
- Proper preparation for coaches and judges to challenge them creatively and professionally

A Handbook containing all the rules and regulations for the Pre-Trials Program may be downloaded by Elite members at www.ustwirling.com

U.S. INTERNATIONAL CUP SELECTIONS

The U.S. Twirling Association is the official representative to the World Baton Twirling Federation and governs the selection of the athletes who represent the United States in the International Cup Championships held every other year on odd numbered years.

A Handbook containing all the rules and regulations for the U.S. International Cup may be downloaded by elite members at www.ustwirling.com.



Contest Sanction Information

USTA CONTEST DIRECTORS MAY CHOOSE FROM THE FOLLOWING CLASSIFICATIONS OF CONTESTS/MEETS:

1. The traditional contest offering Beginner/Intermediate/Advanced events plus Compulsories, Movement Technique, Rhythm Twirl and Body Forms;
2. Essentials Meet (Compulsory and Movement Technique Evaluations).

GENERAL SANCTION RULES/INSTRUCTIONS

For specific or additional information on general sanction rules and instructions contact USTA. Competition directors/professional members may access this information from the USTA website at www.ustwirling.com by logging into members only/documents.



Championship Event Forms

- Official USTA Proficiency Scale (01)
- Official USTA Critique Sheet (02)
- Official USTA Judges Master (02a)
- Official USTA Tabulation Master (02b)
- Official USTA Team/Trio Score Sheet (03)
- Official USTA Team/Trio Judges Master (03a)
- Official USTA Team/Trio Tabulation Recap Sheet (03b)
- Official USTA Parade Corps Score Sheet (04)
- Official USTA Parade Corp, Show Corp, Show Team Judges Master (04a)
- Official USTA Parade Corps Tabulation & Recap (04b)
- Official USTA Show Corps Score Sheet (05)
- Official USTA Show Corps, Show Teams Tabulation & Recap (05a)
- Official USTA Show Teams Score Sheet (06)

USTA PROFICIENCY SCALE

For Individual and Pair Events

Qualifying Round Scale	Preliminary / Semi-Finals / Finals Scale Ranges/Sub Ranges			Competitive / Achievement System Evaluation Scale
	Novice			(BII)
	<u>Low</u>	<u>Mid</u>	<u>High</u>	<u>Range</u>
Q 1	0.00 - 0.19	0.20 - 0.39	0.40 - 0.59	1
Q 2	0.60 - 0.79	0.80 - 0.99	1.00 - 1.19	2
Q 3	1.20 - 1.39	1.40 - 1.59	1.60 - 1.79	3
Q 4	1.80 - 1.99	2.00 - 2.19	2.20 - 2.39	4
Q 5	2.40 - 2.59	2.60 - 2.79	2.80 - 2.99	5
	Beginner			(A)
	<u>Low</u>	<u>Mid</u>	<u>High</u>	<u>Range</u>
Q 6	3.00 - 3.13	3.14 - 3.26	3.27 - 3.39	1
Q 7	3.40 - 3.53	3.54 - 3.66	3.67 - 3.79	2
Q 8	3.80 - 3.93	3.94 - 4.06	4.07 - 4.19	3
Q 9	4.20 - 4.33	4.34 - 4.46	4.47 - 4.59	4
Q 10	4.60 - 4.73	4.74 - 4.86	4.87 - 4.99	5
	Intermediate			(AA)
	<u>Low</u>	<u>Mid</u>	<u>High</u>	<u>Range</u>
Q 11	5.00 - 5.13	5.14 - 5.26	5.27 - 5.39	1
Q 12	5.40 - 5.53	5.54 - 5.66	5.67 - 5.79	2
Q 13	5.80 - 5.93	5.94 - 6.06	6.07 - 6.19	3
Q 14	6.20 - 6.33	6.34 - 6.46	6.47 - 6.59	4
Q 15	6.60 - 6.73	6.74 - 6.86	6.87 - 6.99	5
	Advanced			(AAA)
	<u>Low</u>	<u>Mid</u>	<u>High</u>	<u>Range</u>
Q 16	7.00 - 7.13	7.14 - 7.26	7.27 - 7.39	1
Q 17	7.40 - 7.53	7.54 - 7.66	7.67 - 7.79	2
Q 18	7.80 - 7.93	7.94 - 8.06	8.07 - 8.19	3
Q 19	8.20 - 8.33	8.34 - 8.46	8.47 - 8.59	4
Q 20	8.60 - 8.73	8.74 - 8.86	8.87 - 8.99	5
	Elite			Elite
	<u>Low</u>	<u>Mid</u>	<u>High</u>	<u>Range</u>
Q 21	9.00 - 9.06	9.07 - 9.13	9.14 - 9.20	1
Q 22	9.21 - 9.27	9.28 - 9.34	9.35 - 9.41	2
Q 23	9.42 - 9.48	9.49 - 9.55	9.56 - 9.62	3
Q 24	9.63 - 9.69	9.70 - 9.76	9.77 - 9.83	4
Q 25	9.84 - 9.90	9.91 - 9.95	9.96 - 10.0	5

OFFICIAL USTA CRITIQUE SHEET

NAME _____ AGE _____ DIVISION/LEVEL _____

Foundation Events: ___ **Body Forms** ___ **Rhythm Twirl** ___ **Standard Solo**

Championship Events: ___ **Solo** ___ **2 Baton** ___ **3 Baton** ___ **Strut** ___ **Dance Twirl** ___ **Pairs**

DEMAND ANALYSIS CONSIDERATIONS FOR CHAMPIONSHIP EVENTS:

- SOLO: Aerials/Rolls/Contact Material
- DANCE TWIRL: Variation & Difficulty of Baton Work/Variation & Difficulty of Body & Footwork/Simultaneous Blending of Baton & Body (all demand considerations must be correlated with the music to receive full credit)
- STRUT: Variation & Difficulty of Baton Work/Variation & Difficulty of Body & Footwork/Simultaneous Blending of Baton & Body (all demand considerations must be executed in step with the music during the Forward Motion Section to receive full credit)
- TWO & THREE BATON: Aerials/Intricacy & Interrelation/Contact Material
- SCORING PROCESS FOR ALL EVENTS: Estimated Demand Range, Technical Analysis, Degree of Success, Composition, Performance, Final Analysis, Score

Proficiency Scale

		Proficiency Scale			
		Low	Mid	High	
Foundation Events	Fair	0.00-0.19	0.20-0.39	0.40-0.59	Range 1
		0.60-0.79	0.80-0.99	1.00-1.19	Range 2
		1.20-1.39	1.40-1.59	1.60-1.79	Range 3
		1.80-1.99	2.00-2.19	2.20-2.39	Range 4
		2.40-2.59	2.60-2.79	2.80-2.99	Range 5
	Average	3.00-3.13	3.14-3.26	3.27-3.39	Range 1
		3.40-3.53	3.54-3.66	3.67-3.79	Range 2
		3.80-3.93	3.94-4.06	4.07-4.19	Range 3
		4.20-4.33	4.34-4.46	4.47-4.59	Range 4
		4.60-4.73	4.74-4.86	4.87-4.99	Range 5
	Good	5.00-5.13	5.14-5.26	5.27-5.39	Range 1
		5.40-5.53	5.54-5.66	5.67-5.79	Range 2
		5.80-5.93	5.94-6.06	6.07-6.19	Range 3
		6.20-6.33	6.34-6.46	6.47-6.59	Range 4
		6.60-6.73	6.74-6.86	6.87-6.99	Range 5
	Excellent	7.00-7.13	7.14-7.26	7.27-7.39	Range 1
		7.40-7.53	7.54-7.66	7.67-7.79	Range 2
		7.80-7.93	7.94-8.06	8.07-8.19	Range 3
		8.20-8.33	8.34-8.46	8.47-8.59	Range 4
		8.60-8.73	8.74-8.86	8.87-8.99	Range 5
	Superior	9.00-9.06	9.07-9.13	9.14-9.20	Range 1
		9.21-9.27	9.28-9.34	9.35-9.41	Range 2
		9.42-9.48	9.49-9.55	9.56-9.62	Range 3
		9.63-9.69	9.70-9.76	9.77-9.83	Range 4
		9.84-9.90	9.91-9.95	9.96-10.00	Range 5

Judge's Signature _____

Score:	
---------------	--

Evaluation for Foundation Events

- | | |
|-----------------------------|----------------------------|
| ___ Fair (Green) | ___ Good (White) |
| ___ Average (Yellow) | ___ Excellent (Red) |
| | ___ Superior (Blue) |

OFFICIAL USTA TEAM & TRIO SCORE SHEET



Name of Team/Trio: _____

Dance Twirl Team _____

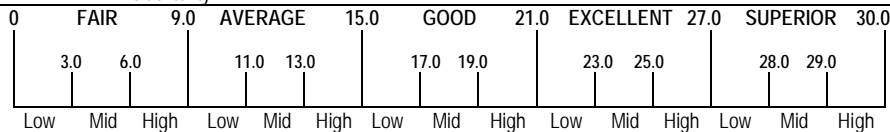
Number of Members: _____ **CATEGORY:** _____

Twirl Team _____

Trio _____

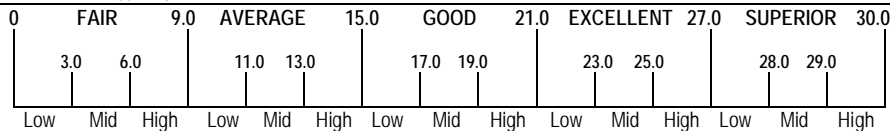
CONTENT- 30 PTS.

- Variety of baton & body moves together
- Difficulty of baton & body moves together
- Aerials, Rolls, Contact Material
- Exchanges
- Baton handling with movement
- Ambidexterity



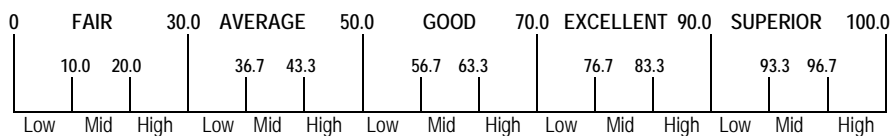
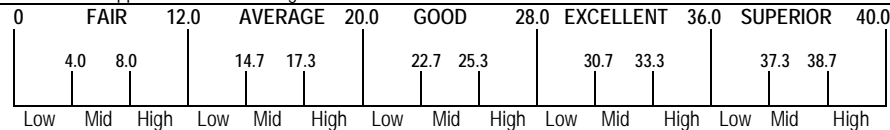
PRECISION & UNISON - 30 PTS.

- Smoothness & flow
- Speed in relation to the music
- Uniformity of baton/equipment/prop & body positions
- Correct technique of baton/equipment/prop, body & dance moves together
- Control of forms
- Accuracy
- Teamwork



GENERAL EFFECT - 40 PTS.

- Music Interpretation/Visual Musicality
- Utilization of time & space
- Staging
- Continuity of form development
- Entertainment Value
- Design Quality
- Innovation
- Stage Presence/Audience Rapport
- Professionalism
- Appearance & Grooming



GROSS SCORE

TIMING PENALTY

TOTAL SCORE

___Judge A (Coach Tape)

Time: Twirling Team 2:50 – 4:10 min

___Judge B (Coach Tape)

Dance Twirl Team 1:50 – 3:10 min

___Judge C (Coach Tape)

Trio 1:50 – 3:10 min

Routine (1st Note to Late Note)___ : ___ (-2.0) = _____

Judge's Signature

TEAM/TRIO RECAP SHEET

Division: _____

Contest & Date

TEAM/TRIO NAME		Content 30	P&U 30	GE 40	Gross Score	Timing Penalty	Total Score	Place Points		Comb. Total	Total PI Pts	Final Place
Set: 1)	A								A			
	B								B			
	C								C			
Set: 2)	A								A			
	B								B			
	C								C			
Set: 3)	A								A			
	B								B			
	C								C			
Set: 4)	A								A			
	B								B			
	C								C			
Set: 5)	A								A			
	B								B			
	C								C			
Set: 6)	A								A			
	B								B			
	C								C			
Set: 7)	A								A			
	B								B			
	C								C			

Judge A: (_____)
(Name)

(Signature)

Judge B: (_____)
(Name)

(Signature)

Judge C: (_____)
(Name)

(Signature)

OFFICIAL USTA PARADE CORPS SCORE SHEET

Name of Group: _____

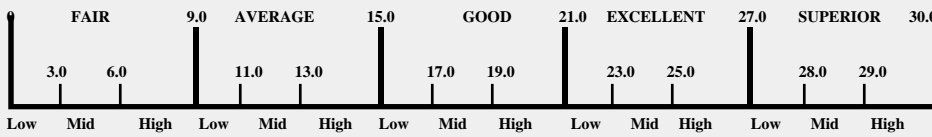
CATEGORY: Recorded
 Live

CLASS: A Class
 Open Class

DIVISION: Junior
 Senior

A. TWIRLING & STRUTTING CONTENT WITH GENERAL DIRECTIONAL PROGRESS - 30 PTS.

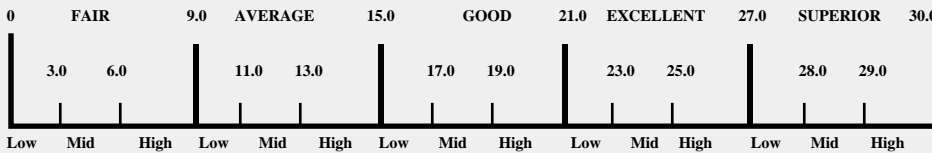
- Variety of baton & body moves
- Difficulty of baton & body moves together
- Correct technique of baton & body moves
- Aerials, Rolls, Contact Material
- Exchanges
- Baton handling with movement
- Smoothness & flow
- Speed in relation to the music



B. DRILL DESIGN WITH FORWARD MOVEMENT - 30 PTS.

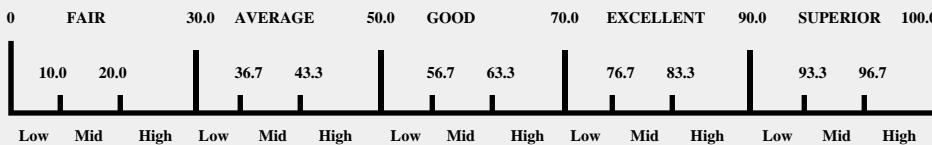
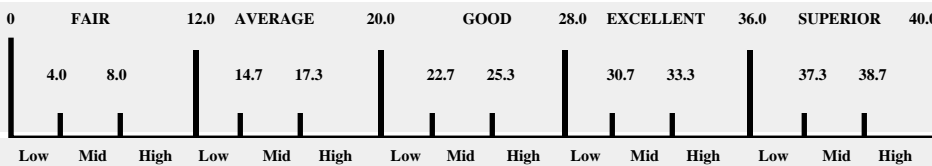
(Progressional in first 2 minutes)

- Alignment, Interval, Distance, Spatial Awareness
- Variety & Difficulty of Forms: Consider Line, Arc, Curve, Block, Circle, Spirals, Follow the leader, Pass through, Dividing forms, Contraction/Expansion, Combinations of Forms.
- Arrangement of Forms
- Staging of Forms
- Control of Forms - baton & body
- Continuity of forms - development



C. GENERAL EFFECT - 40 PTS.

- Music Interpretation/Visual Musciality
- Utilization of time & space
- Staging
- Creativity, Originality & Effectiveness
- Innovation
- Entertainment Value
- Design Quality



D. TIMING PENALTIES - Time Limit 1:50-3:10 min

- Entrance to Assemble (-2.0) _____ (2:00 min. Max) _____ Time of Performance _____ :
- Improper Entrance (-2.0) _____
- Improper Exit (-2.0) _____
- Re-Entry on to the floor (-2.0) _____
- Passing in Review (-2.0) _____
- Failure to Maintain Forward Progressional Movement during first 1 1/2 minutes (-2.0) _____
- Undertime (-2.0) _____
- Overtime (-2.0) _____

Judge A. Score

Judge A. Signature

Point Value to Remain in Present Class

A Class 0 - 18.9 points
Open Class 19.0 - 30.0 points

Judge B. Score

Judge B. Signature

Point Value to Remain in Present Class

A Class 0 - 18.9 points
Open Class 19.0 - 30.0 points

Judge C. Score

Judge C. Signature

Point Value to Remain in Present Class

A Class 0 - 25.2 points
Open Class 25.3 - 40.0 points

A Class 0 - 63.2 points
Open Class 63.3 - 100.0 points

TOTAL PENALTY = _____

Judge D. Signature

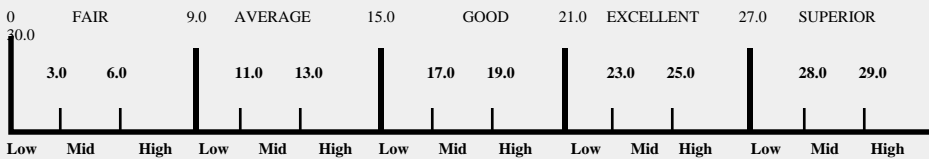
OFFICIAL USTA SHOW CORPS SCORE SHEET

Name of Group: _____

CLASS: ___ A Class ___ Open Class
 DIVISION: ___ Junior ___ Senior

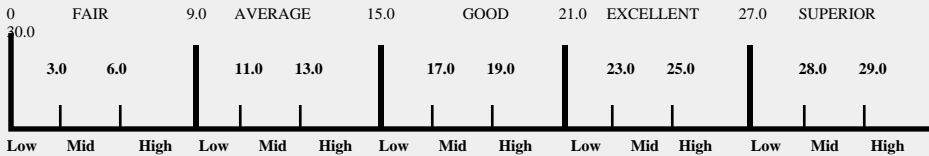
A. TWIRLING CONTENT/PRECISION & UNISON - 30 PTS.

- Variety of baton & body moves
- Difficulty of baton & body moves
- Correct technique of baton & body moves
- Aerials, Rolls, Contact Material
- Exchanges
- Baton handling with movement
- Ambidexterity



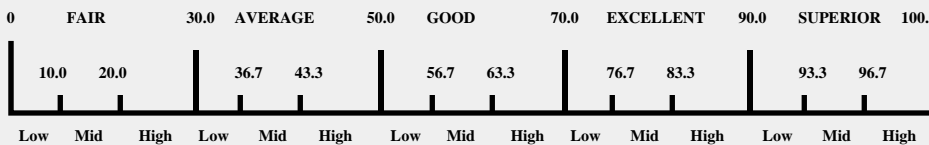
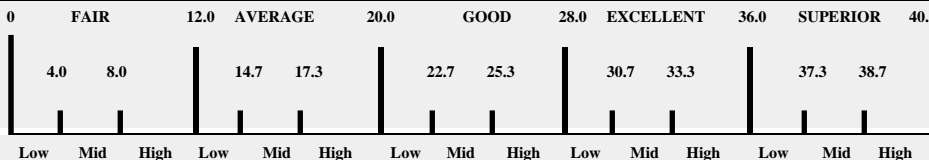
B. PROP CONTENT / PRECISION & UNISON - 30 PTS.

- Variety of equipment & body moves together
- Difficulty of equipment & body moves together
- Correct technique of equipment & body moves
- Equipment handling with movement
- Ambidexterity
- Smoothness & flow
- Speed in relation to the music
- Uniformity of equipment & body positions



C. GENERAL EFFECT - 40 PTS.

- Music Interpretation/Visual Musicality
- Utilization of time & space
- Staging
- Continuity of form development
- Entertainment Value
- Design Quality
- Innovation



D. TIMING PENALTIES -

Entrance/Setup (2:00 min. Max) ___: ___ (-2.0) = ___
 Exit/Equipment Removal (1 min. Max) ___: ___ (-2.0) = ___
 Routine (1st Note to Last Note) ___: ___ (-2.0) = ___
 Show Corps 3:50-6:10 min
 ___: ___ Time of Performance

 Judge A. Score

 Judge A. Signature

Point Value to Remain in Present Class
 A Class 0 - 18.9 points
 Open Class 19.0 - 30.0 points

 Judge B. Score

 Judge B. Signature

Point Value to Remain in Present Class
 A Class 0 - 18.9 points
 Open Class 19.0 - 30.0 points

 Judge C. Score

 Judge C. Signature

Point Value to Remain in Present Class
 A Class 0 - 25.2 points
 Open Class 25.3 - 40.0 points

A Class 0 - 63.2 points
 Open Class 63.3 - 100.0 points

TOTAL PENALTY = _____

 Judge D. Signature

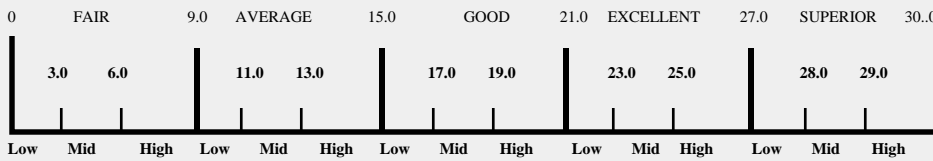


OFFICIAL USTA SHOW TEAMS SCORE SHEET

Name of Group: _____

SIZE: Small Large
CLASS: A Class Open Class
DIVISION: Pri Juv Jr Sr

- A. TWIRLING CONTENT/PRECISION & UNISON - 30 PTS.**
- Variety of baton & body moves
 - Difficulty of baton & body moves
 - Correct technique of baton & body moves
 - Aerials, Rolls, Contact Material
 - Exchanges
 - Baton handling with movement
 - Ambidexterity

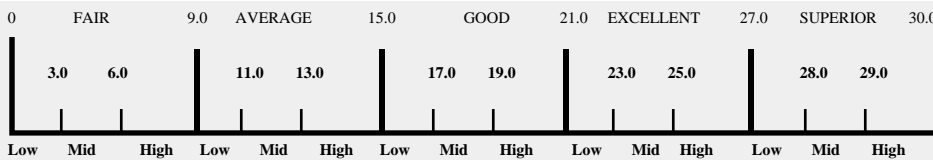


TWIRLING CONTENT SCORE

Point Value to Remain in Present Class

A Class 0 - 18.9 points
Open Class 19.0 - 30.0 points

- B. PROP CONTENT / PRECISION & UNISON - 30 PTS.**
- Variety of equipment & body moves together
 - Difficulty of equipment & body moves together
 - Correct technique of equipment & body moves
 - Equipment handling with movement
 - Ambidexterity
 - Smoothness & flow
 - Speed in relation to the music
 - Uniformity of equipment & body positions

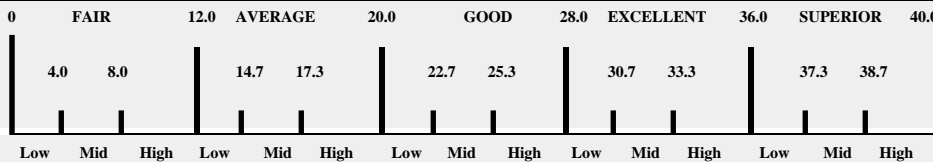


PROP CONTENT SCORE

Point Value to Remain in Present Class

A Class 0 - 18.9 points
Open Class 19.0 - 30.0 points

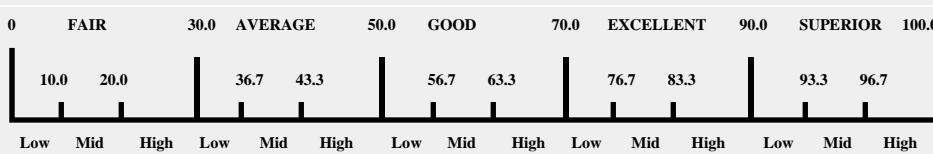
- C. GENERAL EFFECT - 40 PTS.**
- Music Interpretation/Visual Musciality
 - Utilization of time & space
 - Staging
 - Continuity of form development
 - Entertainment Value
 - Design Quality
 - Innovation



GENERAL EFFECT SCORE

Point Value to Remain in Present Class

A Class 0 - 25.2 points
Open Class 25.3 - 40.0 points



- D. TIMING PENALTIES -**
- Entrance/Setup (1:00 min. Max) _____ : _____ (-2.0) = _____
- Exit/Equipment Removal (0:30 sec. Max) _____ : _____ (-2.0) = _____
- Routine (1st Note to Last Note) _____ : _____ (-2.0) = _____
- Show Team 1:50-3:10 min _____ : _____ Time of Performance

A Class 0 - 63.2 points
Open Class 63.3 - 100.0 points

TOTAL PENALTY = _____

Judge Signature

Appendix

B

Competitive Achievement System Forms

- Athlete Evaluation Form (01 CAS)
- Permanent Record Master (02 CAS)
- Athlete's Record Card (03 CAS)



USTA COMPETITIVE/ACHIEVEMENT SYSTEM ATHLETE'S EVALUATION FORM

Name _____

Classification for Testing _____

Essential Event: _____

Compulsories _____

Movement Technique _____

Compulsory Movement	TRAINING 1			TRAINING 11			PASS			GRADUATION			HONORS		
	Low	Mid	High	Low	Mid	High	Low	Mid	High	Low	Mid	High	Low	Mid	High
	0.0-	0.7-	1.4-	2.1-	2.9-	3.8-	4.6-	5.3-	6.1-	7.1-	7.7-	8.4-	9.1-	9.4-	9.8-
	0.6	1.3	2.0	2.8	3.7	4.5	5.2	6.0	7.0	7.6	8.3	9.0	9.3	9.7	10.0
1															
2															
3															
4															
5															
6															
7															
8															
9															
10															
11															
12															
13															
14															
15															

KEY

- √ Indicates the sub-range selected by the Evaluator
- √ Indicates evaluator wishes move to be repeated
- √D Move is dropped
- √D Dropped move is to be repeated
- X This mark for a repeated move has been voided

Moves may be repeated only at the discretion of the evaluator. All repeated moves must be done after the athlete has completed the full set of compulsories/movements and before leaving the performance station.

RANGE SUMMARY

- TRAINING 1(green) _____
- TRAINING 11(yellow) _____
- PASS(white) _____
- GRADUATION(red) _____
- HONORS(blue) _____

EVALUATOR'S SIGNATURE

**USTA COMPETITIVE/ACHIEVEMENT SYSTEM
 ATHLETE'S RECORD CARD**

NAME _____ BIRTHDATE _____ AGE ____ USTA ID# _____

ADDRESS _____ PHONE _____

EVENT - C = Compulsories
 MT = Movement Technique
 SP = Short Program

CLASS ENTERED - C, B, BI, BII,
 A, AA, AAA,
 Elite

DATE	SITE	EVENT	CLASS ENTERED	RANGE SUMMARY	EVALUATOR'S SIGNATURE

Upon advancing to the B Levels of Compulsories or Movement Technique, athletes must transfer their records to the Athlete's Achievement Book

**USTA COMPETITIVE/ACHIEVEMENT SYSTEM
 ATHLETE'S RECORD CARD**

NAME _____ BIRTHDATE _____ AGE ____ USTA ID# _____

ADDRESS _____ PHONE _____

EVENT - C = Compulsories
 MT = Movement Technique
 SP = Short Program

CLASS ENTERED - C, B, BI, BII,
 A, AA, AAA,
 Elite

DATE	SITE	EVENT	CLASS ENTERED	RANGE SUMMARY	EVALUATOR'S SIGNATURE

Upon advancing to the B Level of Compulsories or Movement Technique, athletes must transfer their records to the Athlete's Achievement Book